374F L

Hydraulic Excavator



Engine		
Engine Model	Cat® C15 ACERT™	
Power – ISO 14396	362 kW	485 hp
Net Power – ISO 9249/SAE J1349	352 kW	472 hp

Drive		
Maximum Travel Speed	4.1 km/h	2.6 mph
Maximum Drawbar Pull	492 kN	110,718 lbf

Weights		
Minimum Operating Weight	70 970 kg	156,461 lb
Maximum Operating Weight	75 170 kg	165,721 lb

Introduction

The 374F is built to keep your production numbers up and your owning and operating costs down. Not only does the machine's C15 ACERT engine meet U.S. EPA Tier 4 Final, EU Stage IV and Korea Tier 4 emission standards, but it does so while giving you all the power, fuel efficiency, and reliability you need to succeed.

Where the real power comes in is through advanced hydraulics and the new Adaptive Control System (ACS) valve. The ACS valve and other integrated components allow you to move tons of material all day long with a great deal of speed, precision, and efficiency. In fact, the hydraulic system and engine team together to keep fuel consumption to an absolute minimum – with zero impact on your productivity.

When you add in a quiet operator environment that keeps you comfortable and productive, service points that make your routine maintenance quick and easy, and multiple Cat work tools that help you do a number of jobs very well, you simply won't find a better machine in this size class.

Contents

Hydraulics 4
Engine 5
Operator Station 6
Structures & Undercarriage 7
Integrated Technologies 8
Front Linkage 9
Attachments 10
Serviceability 12
Safety 13
Complete Customer Care 14
Sustainability 15
Specifications 16
Standard Equipment 34
Optional Equipment 35




CAT
CAT
374F L

Hydraulics

Power to move your material with speed and precision



A Powerful, Efficient Design

When it comes to moving heavy material quickly and efficiently, you need hydraulic horsepower – the type of ground-breaking power the 374F can deliver. Major components like the pumps, the main control valve, and oil tank are positioned to reduce the effects of heat and hydraulic sound level on operators. And they are close together so shorter tubes and lines can be used. All of this leads to less friction loss, reduced pressure drops, and more power to the ground for the tons of work you need to get done.



Control Like No Other

Controllability is one of the main attributes of Cat excavators, and one of the key contributors to this is the main control valve. The 374F features the new ACS valve that's designed to intelligently manage restrictions and flows. It opens slowly when your range of joystick lever movement is small and opens rapidly when movement is high. It puts flow exactly where you need it when you need it, which means you will experience much smoother operation, greater efficiency, and lower fuel consumption. The ACS valve also has a new automatic hydraulic oil warm-up function – a definite plus in putting your machine to work more quickly in cold weather conditions.

Auxiliary Hydraulics For Added Versatility

Auxiliary hydraulics give you greater tool versatility so you can take on more work with just one machine, and there are several options from which you can choose. A quick coupler circuit, for example, allows you to switch from one tool to another in a matter of minutes – all from the comfort and convenience of the cab.

Engine

Powerful and fuel efficient to meet your expectations

Proven Technology

Every U.S. EPA Tier 4 Final, EU Stage IV and Korea Tier 4 ACERT engine is equipped with a combination of proven electronic, fuel, air, and aftertreatment components. Applying these time-tested technologies lets us meet your high expectations for productivity, fuel efficiency, reliability, and service life. Following are the results you can expect:

- **High performance** across a variety of applications.
- **Enhanced reliability** through commonality and simplicity of design.
- **Maximized uptime and reduced cost** with world-class Cat dealer support.
- **Minimized impact** of emission systems – with no operator interaction required.
- **Durability** with long service life.
- **Improved fuel efficiency** with minimized maintenance costs.
- **Same great power** and response.



An Emissions Solution That Works

The Cat C15 ACERT engine meets today's U.S. EPA Tier 4 Final, EU Stage IV and Korea Tier 4 emission standards, and it does so without interrupting your job process. Simply turn the engine on and go to work. It will look for opportunities in your work cycle to regenerate itself, and it will give you plenty of power for the task at hand – all to help keep your owning and operating costs to an absolute minimum.

Fuel Savers That Add Up

The 374F consumes significantly less fuel than the previous series model, and two built-in features help contribute to that: automatic engine speed control and automatic engine idle shutdown. Automatic engine speed control lowers rpm when the machine doesn't need it for work. Automatic engine idle shutdown turns the engine off when it's been idling for more than a specified amount of time that you can set through the monitor. You also have a choice of two power modes – high power and economy mode. Simply change between modes through the console switch panel to meet the work needs in front of you. Collectively, all of these benefits add up to reduced fuel consumption, reduced exhaust and sound emissions, reduced repair and maintenance costs, and increased engine life for you.

A Cool Design For Any Temperature

The 374F features a new side-by-side cooling system that allows you to put the machine to work in extremely hot and cold conditions. The system is completely separated from the engine compartment to reduce noise and heat. Plus it features easy-to-clean cores and a new variable-speed fan that reverses to blow out unwanted debris that may accumulate during your work day.

Biodiesel Not A Problem

The Cat C15 ACERT engine can run on up to B20 biodiesel fuel that meets ASTM 6751 standards – all to give you more potential fuel-saving flexibility.

Operator Station

Comfort and convenience to keep you productive all day long







A Safe, Quiet Cab

The all-new cab provides you with a safe working environment. It also contributes to your comfort because it's attached to a reinforced frame with special viscous mounts that limit vibration and unnecessary sound. Add in special roof lining and sealing and you have a cab that's as quiet inside as any of today's top pickup trucks.

Comfortable Seat Options

The seat range includes air suspension, heated, and air cooled options. All seats include a reclining back, upper and lower slide adjustments, and height and tilt angle adjustments to meet your needs for maximum comfort.

A Cool & Warm Environment

The automatic climate control system features multiple air outlets with filtered ventilation to make your work in either hot or cold weather much more pleasant and productive.

Controls Just For You

Not only can the right and left joystick consoles be adjusted to improve your comfort and productivity during the course of a day, but the joystick levers themselves can be adjusted for gain and response. Gain is the relationship between the control lever stroke and cylinder speed, and response is the time elapsed from the moment the control lever is operated until the cylinder attains speed. The 374F has multiple gain and response settings to make the machine respond exactly how you want it to.

A Helpful Monitor

The LCD monitor is easy to see and navigate. Programmable in up to 42 languages to meet the needs of today's diverse workforce, the monitor clearly displays critical information you need to operate efficiently and effectively. You can even change between the backhoe pattern or excavator control pattern right through the monitor. Plus it projects the image from the standard rearview camera to help you see what's going on around you so you can stay safely focused on the job at hand.

Ample Storage & Auxiliary Power

Storage spaces are located in the front, rear, and side consoles of the cab. A drink holder accommodates a large mug with handle, and a shelf behind the seat stores large lunch or toolboxes. Two 12-volt power supply sockets are conveniently located near the key storage areas for charging your electronic devices like an MP3 player, a cell phone, or a tablet.

Structures & Undercarriage

Made to work in your tough, heavy-duty applications







Robust Frames

The 374F is a well-built machine designed to give you a very long service life. The upper frame has mountings made specifically to support the new heavy-duty cab; it's also reinforced around areas that take on a lot of stress like the boom foot, skirt, and counterweight removal system. Massive bolts are used to attach the track frames to the body, and additional bolts are used to increase the machine's digging forces, which leads to more productivity for you.

Durable Undercarriage

The 374F's undercarriage contributes significantly to its outstanding stability and durability. Track shoes, links, rollers, idlers, and final drives are all built with long-lasting, high-tensile-strength steel. Cat Grease Lubricated Track 4 (GLT4) track link protects moving parts by keeping water, debris, and dust out and grease sealed in, which delivers longer wear life and reduced noise when traveling. Cat Positive Pin Retention 2 (PPR2) prevents looseness of the track pin in the track link, reduces stress concentrations, and eliminates pin walking for increased service life. Optional three-piece guide guards help maintain track alignment to improve the machine's overall performance – whether you're traveling on a flat, heavy bed of rock or a steep, wet field of mud.

Heavyweight Options

An 11 mt (24,250 lb) counterweight – with or without removal device – is available to balance your work needs. Built with thick steel plates and reinforced fabrications to make it less susceptible to damage, the weight has a curved surface that matches the machine's sleek, smooth appearance along with an integrated housing to help protect the standard rearview camera.

Integrated Technologies

Monitor, manage, and enhance your job site operations



Cat Connect makes smart use of technology and services to improve your job site efficiency. Using the data from technology-equipped machines, you'll get more information and insight into your equipment and operations than ever before.

Cat Connect technologies offer improvements in these key areas:

EQUIPMENT MANAGEMENT

Equipment Management – increase uptime and reduce operating costs.

PRODUCTIVITY

Productivity – monitor production and manage job site efficiency.

SAFETY

Safety – enhance job site awareness to keep your people and equipment safe.

Featured Cat Connect technologies include the following:

Link

Link technologies provide wireless capability to machines to enable two-way transfer of information collected by on-board sensors, control modules, and other Cat Connect technologies.



Manage Your Machine Remotely

Cat Product Link™ is an optional system that is deeply integrated into the machine monitoring system to take the guesswork out of managing your equipment. The system tracks location, hours, fuel usage, productivity, idle time, and diagnostic codes and shares it with you through VisionLink® to help you maximize efficiency, improve productivity, and lower operating costs.

Get To Grade Quickly

Grade technologies like Cat Grade Control Depth and Slope help you work more productively and accurately with less rework. Real-time bucket tip positioning and cut and fill data on the standard cab monitor guide you to grade, saving money on fuel and materials.

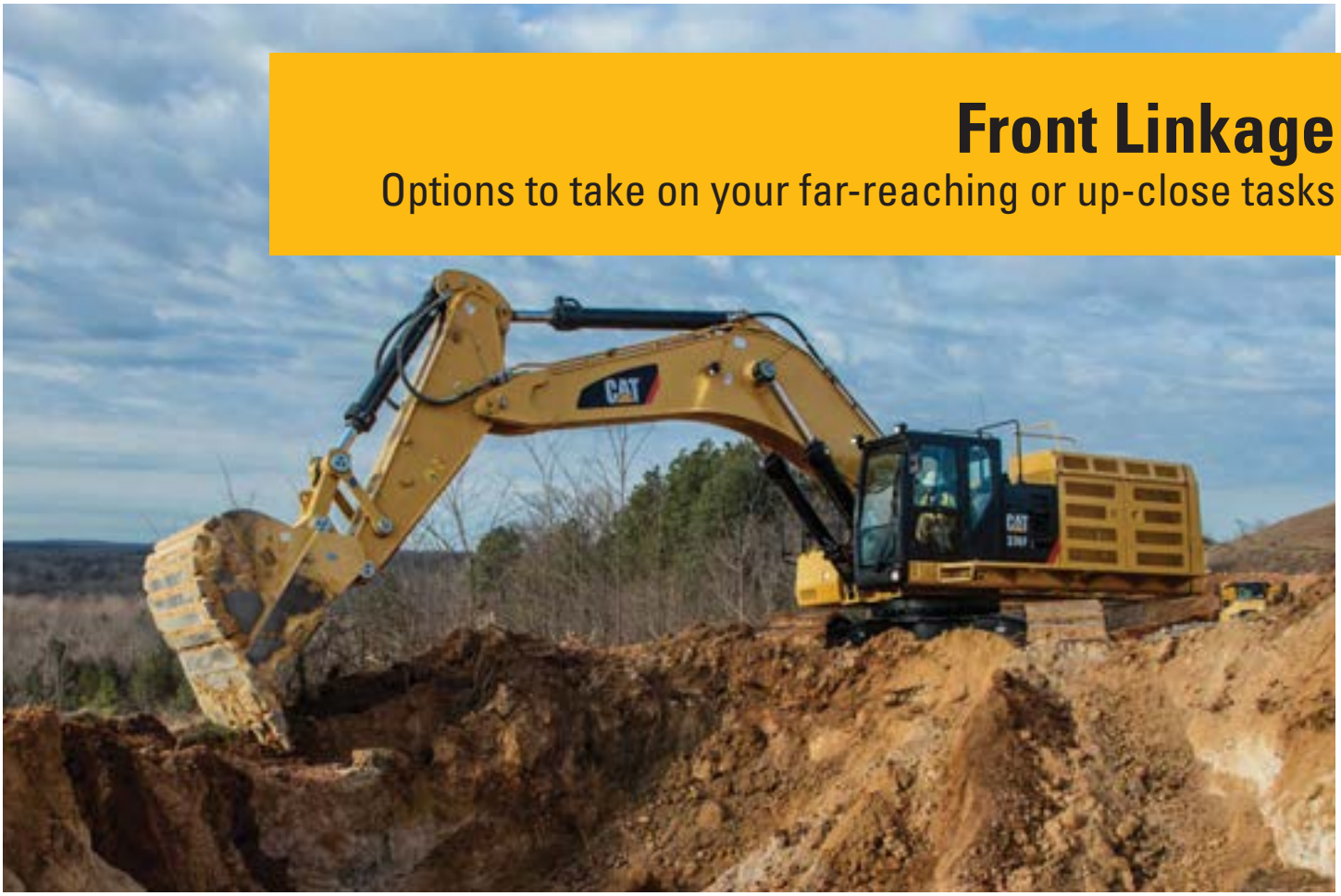

Front Linkage

Options to take on your far-reaching or up-close tasks

Booms & Sticks For Any Job

The 374F is offered with a range of booms and sticks. Each is built with internal baffle plates and is stress relieved for added durability, and each undergoes ultrasound inspection to ensure quality and reliability. Large box-section structures with thick, multi-plate fabrications, castings, and forgings are used in high-stress areas such as the boom nose, boom foot, boom cylinder, and stick foot to improve durability. Also, the boom nose pin retention method is a captured flag design for enhanced durability.

Two Types Available

Two types of booms and sticks are offered: heavy-duty (HD) reach and mass excavation (ME).

The 7.8 m (25'7") HD reach boom and four stick options offer you excellent all-around versatility for general excavation work like multipurpose digging and loading. Following are the four stick length options:

- The 4.67 m (15'4") stick provides maximum reach and depth in trenching applications.
- The 4.15 m (13'7") stick is ideal for trenching and general excavating applications.
- The 3.6 m (11'10") stick delivers greater digging forces and higher bucket capacities than the two longer options while still providing a good working envelope.
- The 2.84 m (9'4") stick produces the highest digging and lifting forces and largest bucket capacity of the reach sticks; it also provides good stability for hammer applications.

The 7.0 m (23'0") ME boom and the 2.57 m stick offer you enhanced performance in heavy-duty material like rock. They provide higher digging forces due to special boom and stick geometry, and bucket linkage and cylinders are built for greater durability.
Talk to your Cat dealer to pick the best front linkage for your applications.

Attachments

Tools to make you productive and profitable



Get The Most From One Machine

If you have multiple tasks to get done in a typical work day, Cat can help. The 374F is a versatile, big machine with a lot of power and performance. You can easily expand that performance by utilizing any of the variety of attachments offered by Cat Work Tools.

Change Jobs Quickly

A quick coupler brings the ability to quickly change attachments and switch from job to job. The Cat Pin Grabber coupler is the secure way to decrease downtime and increase job site flexibility and overall productivity.

Dig, Rip & Load

A wide range of buckets dig everything from basic top soil to extreme, harsh material like ore and high quartzite granite. Rip through rock as an alternative to blasting in quarries. High-capacity buckets load trucks in a minimum number of passes for maximum productivity.

Break, Demolish & Scrap

A hydraulic hammer ably equips your machine for breaking rock in quarries. It will also make taking down bridge pillars and heavily reinforced concrete on road demolition jobs no problem. Multi-processors make your 374F ideal for demolition jobs and processing the resulting debris. Shears with 360° rotation mount to the machine for processing scrap steel and metal.

Move & Handle Material

When your job requires steady material handling and loading of heavy construction debris, a contractor's grapple is a good solution.

Set Your Machine Up For Maximum Profit

Your Cat dealer can install hydraulic kits to properly operate all Cat Work Tool attachments, which will maximize the machine's uptime and your profits. All Cat Work Tool attachments are supported by the same Cat dealer network as your Cat machine.

GRAB, SORT, LOAD



Contractors' Grapples

SWAP TOOLS



Pin Grabber Couplers



Dedicated Couplers

DIG & PACK



General Duty Buckets



Heavy Duty Buckets



Severe Duty Buckets



Extreme Duty Buckets

CUT, CRUSH, BREAK & RIP



Multi-Processors



Scrap & Demolition Shears



Hydraulic Hammers



Rip & Load

Serviceability

Designed to make your maintenance quick and easy



Convenient Access Built In

You can reach routine maintenance items like grease points at ground level while fuel, oil filters, and fluid taps are accessible from the safety and convenience of the machine's slip-resistant catwalks. Compartments feature wide service doors designed to help prevent debris entry, and they also securely latch in place to help make your service work simpler.



A Cool Design

The 374F features a new side-by-side cooling system with easy-to-clean cores and a new variable-speed fan that reverses to blow out unwanted debris that may accumulate during your work day.

A Fresh Idea

Selecting ventilation inside the cab allows outside air to enter through a fresh air filter. The filter is conveniently located on the side of the cab to make it easy to reach and replace, and it is protected by a lockable door that can be opened with the engine key.



Lube & Fuel Options

An electric lubricator system is an available time-saving attachment. The lubricator has a grease container, greasing pump, and a hose with nozzle to help you reach all the greasing points. An electric refueling pump attachment is also available, and it allows you to refuel from other sources like a barrel or fuel reservoir when a fuel truck or regular fuel pump isn't on site. The pump automatically shuts off when the fuel tank is full.

Other Service Benefits

The fuel tank's drain cock makes it easy and simple for you to remove water and sediment during routine maintenance. Plus an integrated fuel level indicator pops up to help you reduce the possibility of fuel tank overfilling.

Safety

Features to help protect you day in and day out







A Safe & Quiet Cab

The all-new cab provides you with a safe working environment. It also contributes to your comfort because it's attached to a reinforced frame with special viscous mounts that limit vibration and unnecessary sound. Add in special roof lining and sealing and you have a cab that's as quiet inside as any of today's top pickup trucks.





Secure Contact Points

Multiple large steps will get you into the cab as well as a leg up to the catwalks and compartments. Extended hand and guard rails allow you to safely climb to the upper deck. Anti-skid plates on the catwalks, the surface of the upper structure, and the top of the storage box area reduce your slipping hazards in all types of weather conditions. And they can be removed for cleaning.



Great Views

Ample glass gives you excellent visibility out front and to the side, and the standard rearview camera gives you a clear field of view behind the machine through the cab monitor. The available split-configuration windshield features an upper window with handles that make it easy to slide and store above you and a lower window that can be removed and stored on the inside wall of the cab. An available one-piece windshield comes with a safety hammer to break it in case of an emergency. The large skylight also serves as an emergency exit and provides you with enhanced overhead visibility.



Smart Lighting

Halogen lights provide plenty of illumination. Cab and boom lights can be programmed to stay on for up to 90 seconds after the engine has been turned off to help you safely exit the machine. Optional High Intensity Discharge (HID) lights are available for enhanced night-time visibility.

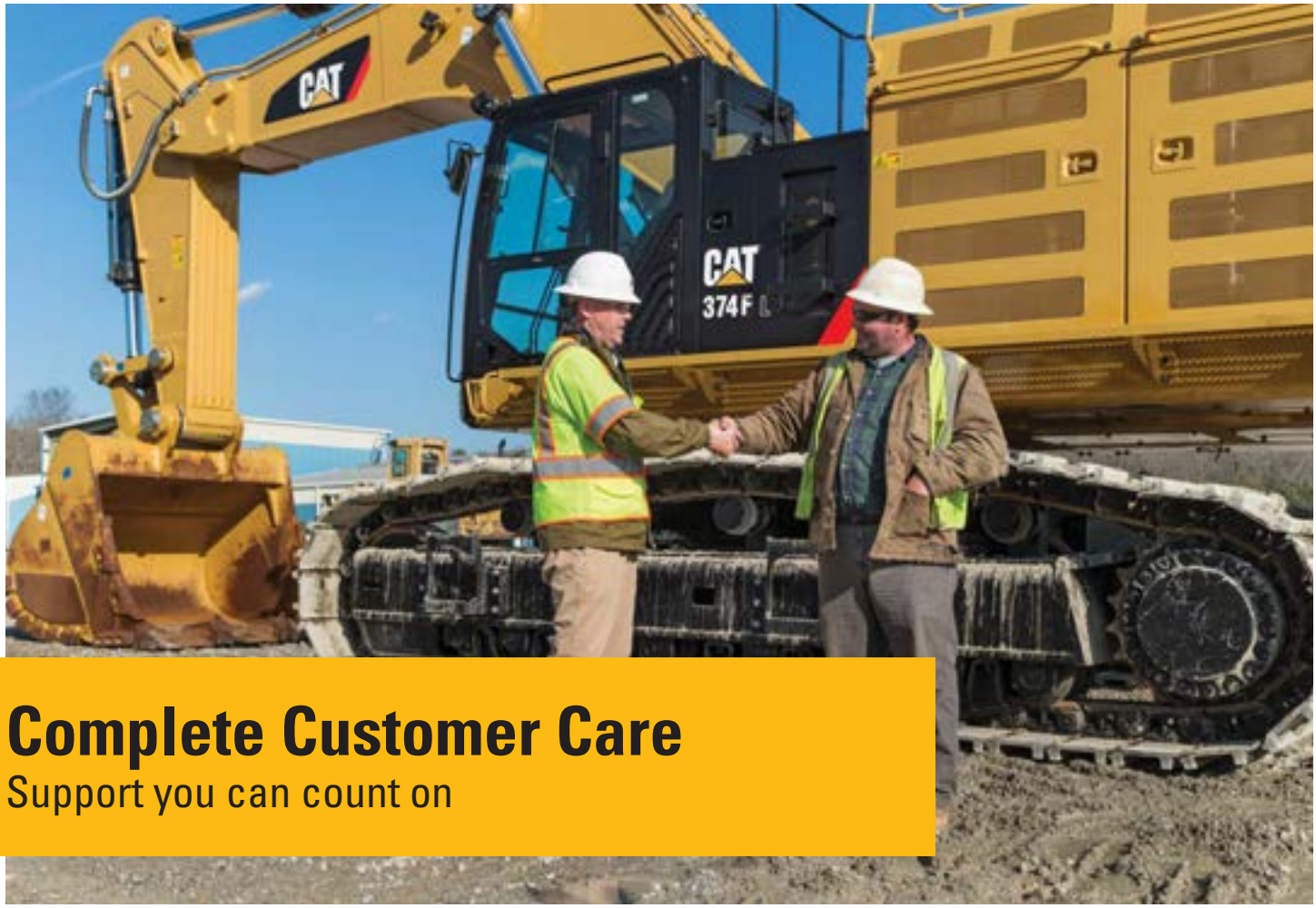

Complete Customer Care

Support you can count on

Worldwide Parts Availability

Cat dealers utilize a worldwide parts network to maximize your machines' uptime. Plus they can help you save money with Cat remanufactured components.

Advice You Can Trust

What are the job requirements and machine attachments? What production is needed? Your Cat dealer can provide recommendations to help you make the right machine choices.

Financial Options Just For You

Consider financing options and day-to-day operating costs. Look at dealer services that can be included in the machine's cost to yield lower owning and operating costs over time.

Support Agreements To Fit Your Needs

Cat dealers offer a variety of customer support agreements and work with you to develop a plan to meet your specific needs. These plans can cover the entire machine, including attachments, to help protect your investment.

Operating Techniques To Boost Your Profits

Improving operating techniques can boost your profits. Your Cat dealer has videos, literature, and other ideas to help you increase productivity. Caterpillar also offers simulators and certified operator training to help maximize the return on your investment.

What's Best For You Today…And Tomorrow

Repair, rebuild, or replace? Your Cat dealer can help you evaluate the cost involved so you can make the best choice for your business.



Sustainability

Generations ahead in every way

- The C15 ACERT engine meets U.S. EPA Tier 4 Final, EU Stage IV and Korea Tier 4 emission standards.
- The 374F performs the same amount of work while burning significantly less fuel than the previous D Series model, which means more efficiency, less resources, and fewer CO_2 emissions.
- The 374F has the flexibility of running on either ultra-low-sulfur diesel (ULSD) fuel with 15 ppm of sulfur or less or biodiesel (up to B20) fuel blended with ULSD.
- An overfill indicator rises when the tank is full to help the operator avoid spilling.
- Quick fill ports with connectors ensure fast, easy, and secure changing of hydraulic oil.
- The machine is built to be rebuilt with major structures and components remanufactured to reduce waste and replacement costs.
- The 374F is an efficient, productive machine that's designed to conserve our natural resources for generations ahead.

374F L Hydraulic Excavator Specifications

Engine

Engine Model	Cat C15 ACERT	
Net Flywheel Power	352 kW	472 hp
Power – ISO 14396	362 kW	485 hp
Net Power – ISO 9249/SAE J1349	352 kW	472 hp
Engine rpm		
Operation	1,600 rpm	
Travel	1,700 rpm	
Bore	137 mm	5.4 in
Stroke	171 mm	6.7 in
Displacement	15.2 L	928 in³

- The 374F L meets U.S. EPA Tier 4 Final, EU Stage IV and Korea Tier 4 emission standards.
- No engine power derating required below 2300 m (7,500 ft) altitude.
- Net power advertised is the power available at the flywheel when the engine is equipped with fan, air cleaner, muffler and alternator.
- Rating at 1,600 rpm (Implement).

Track

Track Options		
650 mm Double Grouser	650 mm	26 in
750 mm Double Grouser	750 mm	30 in
900 mm Double Grouser	900 mm	35 in
Number of Shoes Each Side	47	
Number of Track Rollers Each Side	8	
Number of Carrier Rollers Each Side	3	

Swing Mechanism

Swing Speed	6.5 rpm	
Swing Torque	215 kN·m	158,576 lbf-ft

Drive

Maximum Travel Speed	4.1 km/h	2.6 mph
Maximum Drawbar Pull	492 kN	110,718 lb

Service Refill Capacities

Fuel Tank Capacity	935 L	247 gal
Cooling System	74 L	20 gal
Engine Oil	60 L	16 gal
Swing Drive (each)	12 L	3.2 gal
Final Drive (each)	22 L	5.8 gal
Hydraulic System (including tank)	729 L	193 gal
Hydraulic Tank	612 L	162 gal
DEF Tank	48 L	13 gal

Hydraulic System

Main System – Maximum Flow (total)		
Implement	896 L/min	237 gal/min
Travel	952 L/min	251 gal/min
Main System – Maximum Flow (× 2 pumps)		
Implement	448 L/min	118 gal/min
Travel	476 L/min	126 gal/min
Swing System – Maximum Flow	No swing pump	
Maximum Pressure		
Equipment – Normal	37 000 kPa	5,366 psi
Travel	35 000 kPa	5,076 psi
Swing	29 400 kPa	4,264 psi
Pilot System		
Maximum Flow	63 L/min	16.6 gal/min
Maximum Pressure	4.0-4.4 MPa	580-638 psi
Boom Cylinder		
Bore	190 mm	7.5 in
Stroke	1792 mm	70.6 in
Stick Cylinder		
Bore	210 mm	8.3 in
Stroke	2118 mm	83.4 in
VB2 – Family Bucket Cylinder		
Bore	190 mm	7.5 in
Stroke	1433 mm	56.4 in
WB2 – Family Bucket Cylinder		
Bore	200 mm	7.9 in
Stroke	1457 mm	57.4 in

Sound Performance

ISO 6395 (exterior)	108 dB(A)
ISO 6396 (interior)	72 dB(A)

- When properly installed and maintained, the cab offered by Caterpillar, when tested with doors and windows closed according to ANSI/SAE J1166 OCT98, meets OSHA and MSHA requirements for operator sound exposure limits in effect at time of manufacture.
- Hearing protection may be needed when operating with an open operator station and cab (when not properly maintained or doors/windows open) for extended periods or in a noisy environment.

Standards

Brakes	SAE J1026 APR90
Cab/FOGS	SAE J1356 FEB88 ISO 10262:2008

Dimensions

All dimensions are approximate.

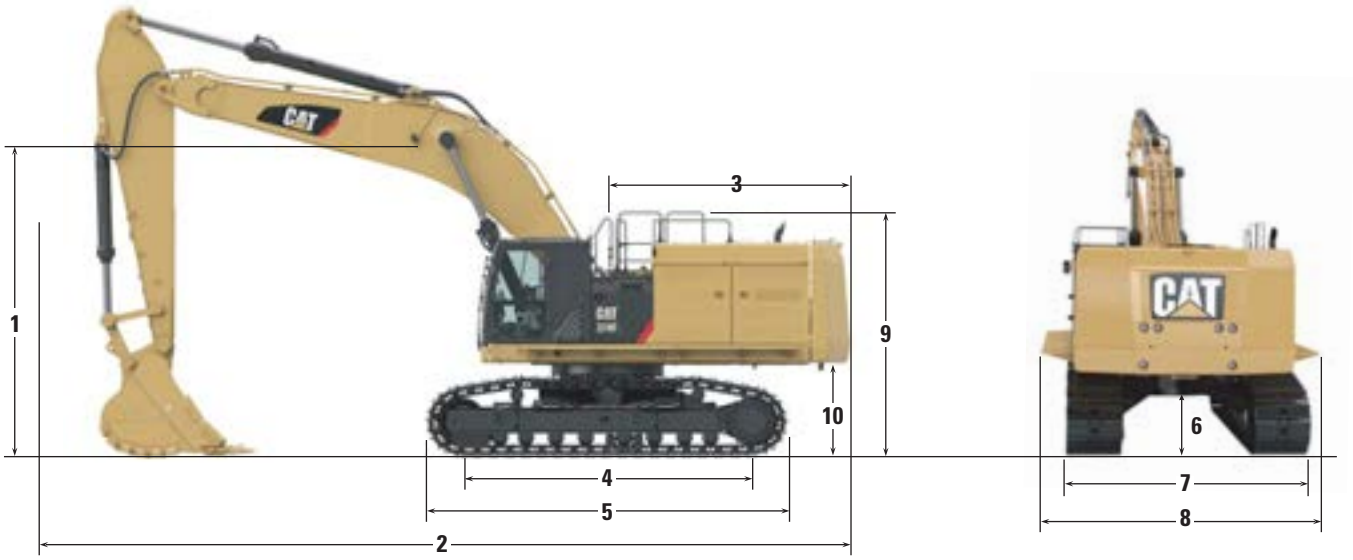

Boom Options		Reach Boom 7.8 m (25'7")			Mass Excavation Boom 7.0 m (23'0")
Stick Options	**R4.67VB (15'4")**	**R4.15VB (13'7")**	**R3.60VB (11'10")**	**R2.84VB (9'4")**	**M2.57WB (8'5")**
Bucket Type/Capacity	**GD 3.8 m³ (4.97 yd³)**	**GD 3.8 m³ (4.97 yd³)**	**GD 3.8 m³ (4.97 yd³)**	**GD 3.8 m³ (4.97 yd³)**	**SDV 4.6 m³ (6.0 yd³)**
1 Shipping Height	4990 mm (16'4")	4650 mm (15'3")	4520 mm (14'10")	4300 mm (14'1")	4630 mm (15'2")
2 Shipping Length	13 230 mm (43'5")	13 310 mm (43'8")	13 330 mm (43'9")	13 430 mm (44'1")	12 660 mm (41'6")
3 Tail Swing Radius	4015 mm (13'2")	4015 mm (13'2")	4015 mm (13'2")	4015 mm (13'2")	4015 mm (13'2")
4 Length to Center of Rollers	4705 mm (15'5")	4705 mm (15'5")	4705 mm (15'5")	4705 mm (15'5")	4705 mm (15'5")
5 Track Length	5870 mm (19'3")	5870 mm (19'3")	5870 mm (19'3")	5870 mm (19'3")	5870 mm (19'3")
6 Ground Clearance	840 mm (2'9")	840 mm (2'9")	840 mm (2'9")	840 mm (2'9")	840 mm (2'9")
7 Track Gauge – Retracted	2750 mm (9'0")	2750 mm (9'0")	2750 mm (9'0")	2750 mm (9'0")	2750 mm (9'0")
Track Gauge – Extended	3410 mm (11'2")	3410 mm (11'2")	3410 mm (11'2")	3410 mm (11'2")	3410 mm (11'2")
8 Transport Width					
650 mm (26 in) Shoes	3400 mm (11'2")	3400 mm (11'2")	3400 mm (11'2")	3400 mm (11'2")	3400 mm (11'2")
750 mm (30 in) Shoes	3500 mm (11'6")	3500 mm (11'6")	3500 mm (11'6")	3500 mm (11'6")	3500 mm (11'6")
900 mm (35 in) Shoes	3650 mm (11'11")	3650 mm (11'11")	3650 mm (11'11")	3650 mm (11'11")	3650 mm (11'11")
9 Guardrail Height	3970 mm (13'0")	3970 mm (13'0")	3970 mm (13'0")	3970 mm (13'0")	3970 mm (13'0")
10 Counterweight Clearance	1540 mm (5'1")	1540 mm (5'1")	1540 mm (5'1")	1540 mm (5'1")	1540 mm (5'1")

374F L Hydraulic Excavator Specifications

Working Ranges

All dimensions are approximate.

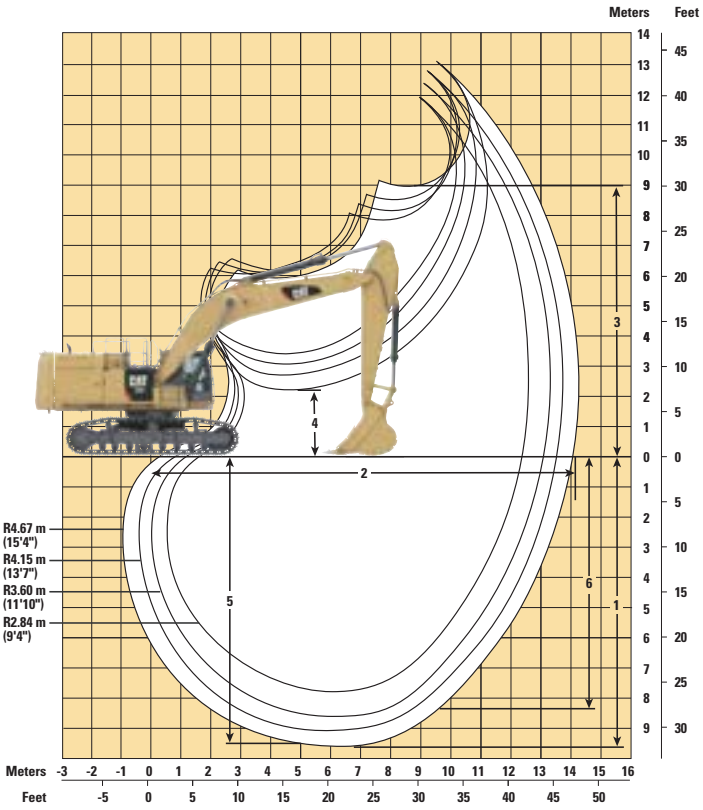

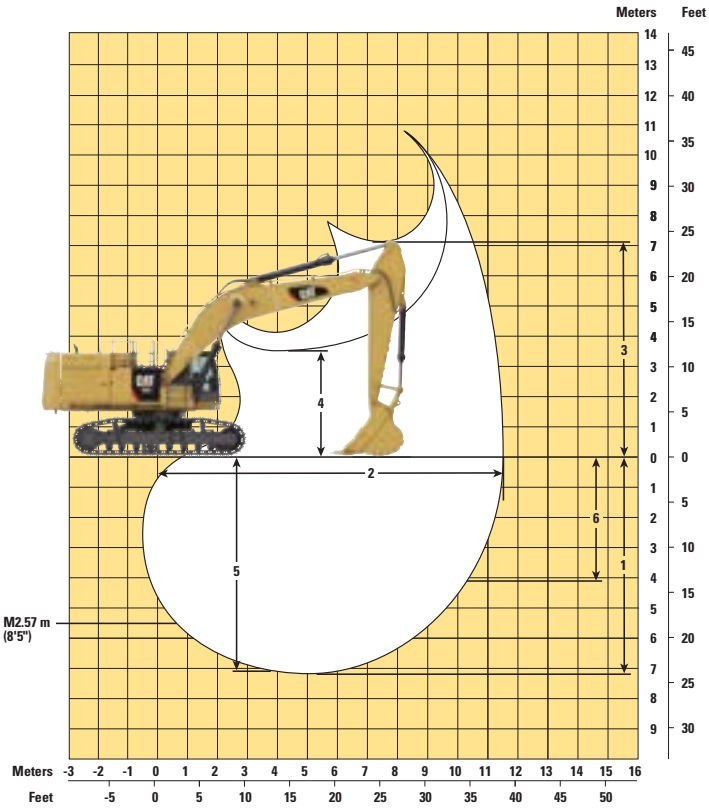

Boom Options	Reach Boom 7.8 m (25'7")				Mass Excavation Boom 7.0 m (23'0")
Stick Options	**R4.67VB (15'4")**	**R4.15VB (13'7")**	**R3.60VB (11'10")**	**R2.84VB (9'4")**	**M2.57WB (8'5")**
Bucket Type and Capacity	GD 3.8 m³ (4.97 yd³)	GD 3.8 m³ (4.97 yd³)	GD 3.8 m³ (4.97 yd³)	GD 3.8 m³ (4.97 yd³)	SDV 4.6 m³ (6.0 yd³)
1 Maximum Digging Depth	9650 mm (31'8")	9130 mm (29'11")	8580 mm (28'1")	7820 mm (25'7")	7220 mm (23'8")
2 Maximum Reach at Ground Line	14 230 mm (46'8")	13 690 mm (44'11")	13 170 mm (43'2")	12 530 mm (41'1")	11 450 mm (37'6")
3 Maximum Loading Height	9000 mm (29'6")	8640 mm (28'4")	8410 mm (27'7")	8250 mm (27'1")	7080 mm (23'2")
4 Minimum Loading Height	2230 mm (7'4")	2750 mm (9'0")	3300 mm (10'10")	4060 mm (13'4")	3490 mm (11'5")
5 Maximum Depth Cut for 2240 mm (8 ft) Level Bottom	9550 mm (31'4")	9020 mm (29'7")	8460 mm (27'9")	7680 mm (25'2")	7060 mm (23'1")
6 Maximum Vertical Wall Digging Depth	8530 mm (28'0")	7840 mm (25'9")	7140 mm (23'5")	6660 mm (21'10")	4140 mm (13'7")
Bucket Digging Force (SAE)	314.4 kN (70,679 lbf)	314.4 kN (70,679 lbf)	313.7 kN (70,523 lbf)	312.0 kN (70,140 lbf)	361.7 kN (81,313 lbf)
Stick Digging Force (SAE)	240.0 kN (53,954 lbf)	259.6 kN (58,360 lbf)	284.7 kN (64,003 lbf)	316.8 kN (71,219 lbf)	341.4 kN (76,750 lbf)

Operating Weights and Ground Pressures

	650 mm (26 in) Double Grouser Shoes				750 mm (30 in) Double Grouser Shoes				900 mm (35 in) Double Grouser Shoes			
	Weight		Ground Pressure		Weight		Ground Pressure		Weight		Ground Pressure	
	kg	lb	kPa	psi	kg	lb	kPa	psi	kg	lb	kPa	psi
Reach Boom – 7.8 m (25'7")												
3.8 m³ (4.97 yd³) GD Bucket												
R4.67 m (15'4") Stick	71 511	157,655	105.5	15.3	72 186	159,142	92.3	13.4	73 199	161,376	78.0	11.3
R4.15 m (13'7") Stick	71 302	157,194	105.2	15.3	71 977	158,682	92.0	13.3	72 990	160,915	77.8	11.3
R3.60 m (11'10") Stick	71 160	156,880	105.0	15.2	71 835	158,369	91.8	13.3	72 848	160,602	77.6	11.3
R2.84 m (9'4") Stick	70 973	156,469	104.7	15.2	71 648	157,957	91.6	13.3	72 661	160,190	77.4	11.2
Mass Excavation Boom – 7.0 m (23'0")												
4.6 m³ (6.0 yd³) SDV Bucket												
M2.57 m (8'5") Stick	73 270	161,533	108.1	15.7	73 945	163,020	94.5	13.7	74 958	165,254	79.9	11.6

Major Component Weights

	kg	lb
Base Machine with Counterweight and 650 mm (26 in) Shoes without Front Linkage*	55 435	122,213
Base Machine with Counterweight and 750 mm (30 in) Shoes without Front Linkage*	56 110	123,701
Base Machine with Counterweight and 900 mm (35 in) Shoes without Front Linkage*	57 123	125,935
Two Boom Cylinders	1374	3,029
Counterweight Removal Type*	10 300	22,708
Counterweight Non Removal Type	11 000	24,251
Reach Boom (includes lines, pins, stick cylinder)	6717	14,808
Mass Excavation Boom (includes lines, pins, stick cylinder)	7037	15,514
R4.67 m (15'4") Stick (includes lines, pins, bucket cylinder and linkage)*	4025	8,874
R4.15 m (13'7") Stick (includes lines, pins, bucket cylinder and linkage)*	3816	8,413
R3.60 m (11'10") Stick (includes lines, pins, bucket cylinder and linkage)*	3674	8,100
R2.84 m (9'4") Stick (includes lines, pins, bucket cylinder and linkage)*	3487	7,688
M2.57 m (8'5") Stick (includes lines, pins, bucket cylinder and linkage)	4019	8,860

*Depending on regional offering.

374F L Hydraulic Excavator Specifications

Reach Boom Lift Capacities – Counterweight: 11 mt (24,250 lb) – without Bucket

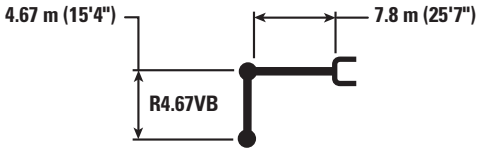

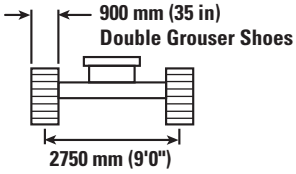

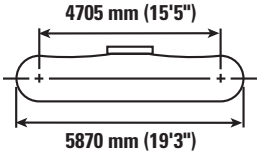

		1.5 m/5.0 ft		3.0 m/10.0 ft		4.5 m/15.0 ft		6.0 m/20.0 ft				
												m **ft**
10.5 m **35.0 ft**	kg **lb**									*11 500 ***25,500**	*11 500 ***25,500**	9.20 **30.18**
9.0 m **30.0 ft**	kg **lb**									*10 850 ***23,950**	*10 850 ***23,950**	10.33 **33.89**
7.5 m **25.0 ft**	kg **lb**									*10 550 ***23,250**	*10 550 ***23,250**	11.14 **36.55**
6.0 m **20.0 ft**	kg **lb**									*10 500 ***23,100**	9550 **21,200**	11.70 **38.39**
4.5 m **15.0 ft**	kg **lb**					*28 300	*28 300	*21 350 ***46,050**	*21 350 ***46,050**	*10 650 ***23,400**	8950 **19,750**	12.05 **39.53**
3.0 m **10.0 ft**	kg **lb**							*24 700 ***53,250**	*24 700 ***53,250**	*11 000 ***24,200**	8600 **18,950**	12.20 **40.02**
1.5 m **5.0 ft**	kg **lb**							*27 200 ***58,800**	23 950 **51,550**	*11 600 ***25,500**	8500 **18,700**	12.16 **39.90**
0 m **0 ft**	kg **lb**					*18 350 ***42,350**	*18 350 ***42,350**	*28 450 ***61,550**	23 050 **49,550**	12 000 **26,350**	8600 **19,000**	11.93 **39.14**
–1.5 m **–5.0 ft**	kg **lb**			*13 300 ***29,950**	*13 300 ***29,950**	*24 100 ***55,100**	*24 100 ***55,100**	*28 400 ***61,500**	22 600 **48,600**	12 550 **27,700**	9000 **19,900**	11.51 **37.76**
–3.0 m **–10.0 ft**	kg **lb**	*16 300 ***36,500**	*16 300 ***36,500**	*20 900 ***47,150**	*20 900 ***47,150**	*32 600 ***74,550**	*32 600 ***74,550**	*27 150 ***58,750**	22 500 **48,400**	*13 450 ***29,600**	9800 **21,650**	10.85 **35.60**
–4.5 m **–15.0 ft**	kg **lb**			*30 100 ***68,150**	*30 100 ***68,150**	*31 250 ***67,550**	*31 250 ***67,550**	*24 600 ***53,100**	22 700 **48,850**	*13 250 ***29,100**	11 200 **24,850**	9.92 **32.55**
–6.0 m **–20.0 ft**	kg **lb**			*32 000 ***68,400**	*32 000 ***68,400**	*25 300 ***54,200**	*25 300 ***54,200**	*20 300 ***43,300**	*20 300 ***43,300**	*12 500 ***27,350**	*12 500 ***27,350**	8.64 **28.35**

* **ISO 10567**

*Indicates that the load is limited by hydraulic lifting capacity rather than tipping load. The above loads are in compliance with hydraulic excavator lift capacity standard ISO 10567:2007. They do not exceed 87% of hydraulic lifting capacity or 75% of tipping load. Weight of all lifting accessories must be deducted from the above lifting capacities. Lifting capacities are based on the machine standing on a firm, uniform supporting surface. The use of a work tool attachment point to handle/lift objects, could affect the machine lift performance.

Lift capacity stays with ±5% for all available track shoes.

Always refer to the appropriate Operation and Maintenance Manual for specific product information.

(continued on next page)

Reach Boom Lift Capacities – Counterweight: 11 mt (24,250 lb) – without Bucket (continued)

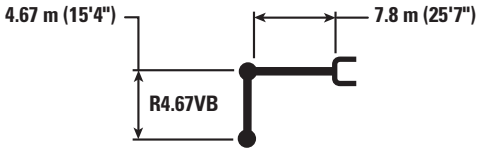

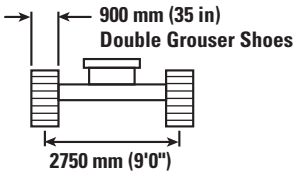

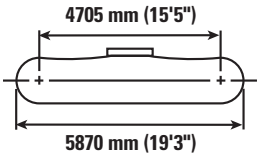

		7.5 m/25.0 ft		9.0 m/30.0 ft		10.5 m/35.0 ft		12.0 m/40.0 ft				
												m ft
10.5 m **35.0 ft**	kg **lb**			*12 450 ****	*12 450 ****					*11 500 ***25,500**	*11 500 ***25,500**	9.20 **30.18**
9.0 m **30.0 ft**	kg **lb**			*13 350 ***29,300**	*13 350 ***29,300**					*10 850 ***23,950**	*10 850 ***23,950**	10.33 **33.89**
7.5 m **25.0 ft**	kg **lb**			*13 650 ***29,850**	*13 650 ***29,850**	*13 150 ***28,250**	11 800 **25,250**			*10 550 ***23,250**	*10 550 ***23,250**	11.14 **36.55**
6.0 m **20.0 ft**	kg **lb**			*14 450 ***31,400**	*14 450 ***31,400**	*13 450 ***29,400**	11 600 **24,900**			*10 500 ***23,100**	9550 **21,200**	11.70 **38.39**
4.5 m **15.0 ft**	kg **lb**	*17 700 ***38,350**	*17 700 ***38,350**	*15 500 ***33,650**	14 450 **31,050**	*14 000 ***30,500**	11 300 **24,250**	*11 050	9000	*10 650 ***23,400**	8950 **19,750**	12.05 **39.53**
3.0 m **10.0 ft**	kg **lb**	*19 600 ***42,450**	18 200 **39,200**	*16 600 ***36,050**	13 850 **29,850**	*14 650 ***31,850**	10 950 **23,550**	12 200 ***24,200**	8850 **18,950**	*11 000 ***24,200**	8600 **18,950**	12.20 **40.02**
1.5 m **5.0 ft**	kg **lb**	*21 200 ***45,900**	17 300 **37,300**	*17 600 ***38,150**	13 300 **28,700**	14 700 **31,600**	10 600 **22,850**	12 000	8650	*11 600 ***25,500**	8500 **18,700**	12.16 **39.90**
0 m **0 ft**	kg **lb**	*22 200 ***48,000**	16 700 **35,950**	18 050 **38,850**	12 900 **27,800**	14 400 **31,000**	10 350 **22,300**			12 000 **26,350**	8600 **19,000**	11.93 **39.14**
–1.5 m **–5.0 ft**	kg **lb**	*22 350 ***48,400**	16 300 **35,150**	17 800 **38,250**	12 650 **27,200**	14 250 **30,650**	10 200 **22,000**			12 550 **27,700**	9000 **19,900**	11.51 **37.76**
–3.0 m **–10.0 ft**	kg **lb**	*21 600 ***46,750**	16 200 **34,900**	*17 650 ***38,000**	12 550 **27,050**	14 250 ***30,450**	10 200 **22,050**			*13 450 ***29,600**	9800 **21,650**	10.85 **35.60**
–4.5 m **–15.0 ft**	kg **lb**	*19 750 ***42,450**	16 300 **35,150**	*15 800 ***33,650**	12 700 **27,350**					*13 250 ***29,100**	11 200 **24,850**	9.92 **32.55**
–6.0 m **–20.0 ft**	kg **lb**	*16 000 ***33,750**	*16 000 ***33,750**							*12 500 ***27,350**	*12 500 ***27,350**	8.64 **28.35**

* **ISO 10567**

*Indicates that the load is limited by hydraulic lifting capacity rather than tipping load. The above loads are in compliance with hydraulic excavator lift capacity standard ISO 10567:2007. They do not exceed 87% of hydraulic lifting capacity or 75% of tipping load. Weight of all lifting accessories must be deducted from the above lifting capacities. Lifting capacities are based on the machine standing on a firm, uniform supporting surface. The use of a work tool attachment point to handle/lift objects, could affect the machine lift performance.

Lift capacity stays with ±5% for all available track shoes.

Always refer to the appropriate Operation and Maintenance Manual for specific product information.

374F L Hydraulic Excavator Specifications

Reach Boom Lift Capacities – Counterweight: 11 mt (24,250 lb) – without Bucket

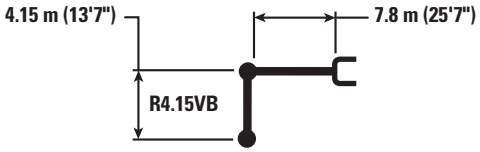

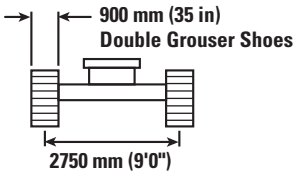

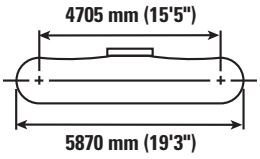

		3.0 m/10.0 ft		4.5 m/15.0 ft		6.0 m/20.0 ft		7.5 m/25.0 ft		9.0 m/30.0 ft		10.5 m/35.0 ft				
																m ft
10.5 m **35.0 ft**	kg **lb**													*13 250 ***29,450**	*13 250 ***29,450**	8.47 **27.79**
9.0 m **30.0 ft**	kg **lb**									*14 300 ***31,500**	*14 300 ***31,500**			*12 450 ***27,600**	*12 450 ***27,600**	9.69 **31.79**
7.5 m **25.0 ft**	kg **lb**									*14 500 ***31,700**	*14 500 ***31,700**	*12 550	11 650	*12 150 ***26,800**	11 550 **25,700**	10.55 **34.61**
6.0 m **20.0 ft**	kg **lb**							*16 900 ***36,650**	*16 900 ***36,650**	*15 200 ***33,100**	14 850 **31,950**	*14 150 ***30,900**	11 500 **24,700**	*12 150 ***26,700**	10 400 **23,000**	11.14 **36.55**
4.5 m **15.0 ft**	kg **lb**			***66,250**	***66,250**	*22 800 ***49,100**	*22 800 ***49,100**	*18 650 ***40,400**	*18 650 ***40,400**	*16 200 ***35,150**	14 350 **30,850**	*14 600 ***31,800**	11 250 **24,150**	*12 350 ***27,200**	9650 **21,350**	11.50 **37.73**
3.0 m **10.0 ft**	kg **lb**					*25 900 ***55,850**	25 000 **53,900**	*20 450 ***44,200**	18 000 **38,850**	*17 200 ***37,350**	13 800 **29,700**	15 000 **32,300**	10 950 **23,550**	12 750 **28,100**	9300 **20,450**	11.66 **38.25**
1.5 m **5.0 ft**	kg **lb**					*28 000 ***60,550**	23 750 **51,150**	*21 800 ***47,250**	17 250 **37,150**	*18 050 ***39,150**	13 300 **28,650**	14 700 **31,650**	10 650 **22,900**	12 650 **27,850**	9150 **20,200**	11.62 **38.12**
0 m **0 ft**	kg **lb**			*17 900 ***41,350**	*17 900 ***41,350**	*28 800 ***62,300**	23 000 **49,550**	*22 550 ***48,800**	16 700 **36,000**	18 100 **38,950**	12 950 **27,900**	14 500 **31,200**	10 450 **22,450**	12 900 **28,450**	9350 **20,550**	11.38 **37.34**
–1.5 m **–5.0 ft**	kg **lb**	*14 200 ***32,100**	*14 200 ***32,100**	*25 500 ***58,350**	*25 500 ***58,350**	*28 250 ***61,250**	22 750 **48,900**	*22 400 ***48,550**	16 450 **35,400**	17 900 **38,500**	12 750 **27,450**	14 400 **31,000**	10 350 **22,300**	13 600 **30,050**	9800 **21,650**	10.93 **35.86**
–3.0 m **–10.0 ft**	kg **lb**	*23 400 ***52,850**	*23 400 ***52,850**	*33 800 ***73,350**	*33 800 ***73,350**	*26 550 ***57,550**	22 750 **48,950**	*21 300 ***46,050**	16 400 **35,300**	*17 300 ***37,300**	12 750 **27,450**			*14 250 ***31,400**	10 750 **23,800**	10.24 **33.60**
–4.5 m **–15.0 ft**	kg **lb**	*34 400 ***77,950**	*34 400 ***77,950**	*29 300 ***63,300**	*29 300 ***63,300**	*23 500 ***50,650**	23 050 **49,600**	*18 900 ***40,550**	16 600 **35,750**	*14 750 ***31,000**	12 950 **28,050**			*13 950 ***30,650**	12 550 **27,850**	9.25 **30.35**
–6.0 m **–20.0 ft**	kg **lb**			*22 550 ***48,050**	*22 550 ***48,050**	*18 350 ***38,900**	*18 350 ***38,900**	*14 050 ***29,000**	*14 050 ***29,000**					*12 850 ***28,000**	*12 850 ***28,000**	7.86 **25.79**

* **ISO 10567**

*Indicates that the load is limited by hydraulic lifting capacity rather than tipping load. The above loads are in compliance with hydraulic excavator lift capacity standard ISO 10567:2007. They do not exceed 87% of hydraulic lifting capacity or 75% of tipping load. Weight of all lifting accessories must be deducted from the above lifting capacities. Lifting capacities are based on the machine standing on a firm, uniform supporting surface. The use of a work tool attachment point to handle/lift objects, could affect the machine lift performance.

Lift capacity stays with ±5% for all available track shoes.

Always refer to the appropriate Operation and Maintenance Manual for specific product information.

Reach Boom Lift Capacities – Counterweight: 11 mt (24,250 lb) – without Bucket

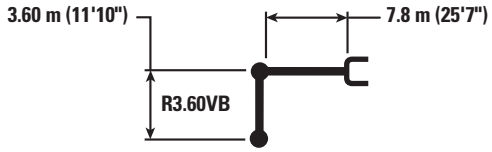

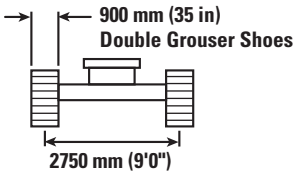

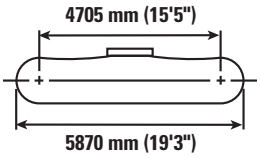

		3.0 m/10.0 ft		4.5 m/15.0 ft		6.0 m/20.0 ft		7.5 m/25.0 ft		9.0 m/30.0 ft		10.5 m/35.0 ft				
																m ft
10.5 m **35.0 ft**	kg **lb**													*15 750 ***35,100**	*15 750 ***35,100**	7.76 **25.46**
9.0 m **30.0 ft**	kg **lb**									*15 300	15 100			*14 750 ***32,600**	*14 750 ***32,600**	9.07 **29.76**
7.5 m **25.0 ft**	kg **lb**							*16 500 ***35,950**	*16 500 ***35,950**	*15 350 ***33,550**	15 000 **32,250**			*14 300 ***31,550**	12 550 **27,950**	9.98 **32.74**
6.0 m **20.0 ft**	kg **lb**					*20 950 ***45,200**	*20 950 ***45,200**	*17 850 ***38,650**	*17 850 ***38,650**	*15 950 ***34,700**	14 650 **31,550**	*14 800	11 350	*14 300 ***31,450**	11 150 **24,750**	10.61 **34.81**
4.5 m **15.0 ft**	kg **lb**					*24 150 ***51,950**	*24 150 ***51,950**	*19 500 ***42,250**	18 700 **40,300**	*16 850 ***36,550**	14 200 **30,550**	*15 150 **32,750**	11 150 **23,950**	14 150 **31,300**	10 350 **22,850**	10.99 **36.06**
3.0 m **10.0 ft**	kg **lb**					*27 000 ***58,200**	24 550 **53,000**	*21 150 ***45,750**	17 800 **38,450**	*17 750 ***38,500**	13 700 **29,500**	14 950 **32,150**	10 900 **23,400**	13 650 **30,050**	9900 **21,850**	11.15 **36.58**
1.5 m **5.0 ft**	kg **lb**					*28 650 ***61,950**	23 500 **50,650**	*22 300 ***48,300**	17 150 **36,950**	*18 450 **39,700**	13 250 **28,600**	14 700 **31,650**	10 650 **22,900**	13 550 **29,800**	9800 **21,600**	11.11 **36.45**
0 m **0 ft**	kg **lb**			***36,750**	***36,750**	*28 850 ***62,550**	23 000 **49,500**	*22 750 ***49,200**	16 700 **35,950**	18 100 **39,000**	12 950 **27,950**	14 550 **31,300**	10 500 **22,600**	13 850 **30,550**	10 000 **22,050**	10.86 **35.63**
–1.5 m **–5.0 ft**	kg **lb**			*26 100 ***59,850**	*26 100 ***59,850**	*27 850 ***60,400**	22 850 **49,150**	*22 250 ***48,200**	16 500 **35,550**	17 950 **38,700**	12 850 **27,650**			14 750 **32,500**	10 600 **23,400**	10.39 **34.09**
–3.0 m **–10.0 ft**	kg **lb**	*25 650 ***58,000**	*25 650 ***58,000**	*31 800 ***69,100**	*31 800 ***69,100**	*25 650 ***55,600**	22 950 **49,400**	*20 750 ***44,800**	16 550 **35,650**	*16 700 ***35,800**	12 900 **27,850**			*14 850 ***32,700**	11 800 **26,100**	9.66 **31.69**
–4.5 m **–15.0 ft**	kg **lb**	*31 600 ***68,450**	*31 600 ***68,450**	*26 750 ***57,800**	*26 750 ***57,800**	*22 000 ***47,300**	*22 000 ***47,300**	*17 650 ***37,700**	16 850 **36,350**					*14 250 ***31,350**	14 050 **31,300**	8.60 **28.22**
–6.0 m **–20.0 ft**	kg **lb**					*15 700 ***32,800**	*15 700 ***32,800**							*12 450 ***26,950**	*12 450 ***26,950**	7.07 **23.20**

* **ISO 10567**

*Indicates that the load is limited by hydraulic lifting capacity rather than tipping load. The above loads are in compliance with hydraulic excavator lift capacity standard ISO 10567:2007. They do not exceed 87% of hydraulic lifting capacity or 75% of tipping load. Weight of all lifting accessories must be deducted from the above lifting capacities. Lifting capacities are based on the machine standing on a firm, uniform supporting surface. The use of a work tool attachment point to handle/lift objects, could affect the machine lift performance.

Lift capacity stays with ±5% for all available track shoes.

Always refer to the appropriate Operation and Maintenance Manual for specific product information.

374F L Hydraulic Excavator Specifications

Reach Boom Lift Capacities – Counterweight: 11 mt (24,250 lb) – without Bucket

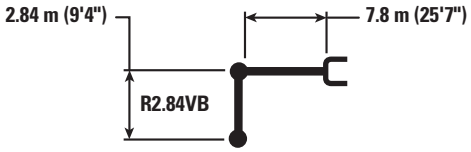

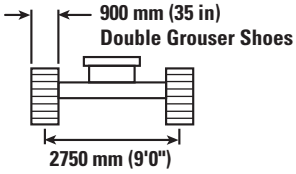

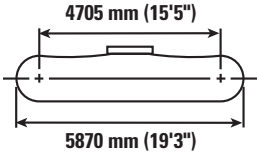

		4.5 m/15.0 ft		6.0 m/20.0 ft		7.5 m/25.0 ft		9.0 m/30.0 ft		10.5 m/35.0 ft				
														m ft
9.0 m **30.0 ft**	kg **lb**					*17 450 ***38,350**	*17 450 ***38,350**					*17 200 ***38,100**	17 000 ***38,100**	8.28 **27.17**
7.5 m **25.0 ft**	kg **lb**					*17 850 ***38,950**	*17 850 ***38,950**	*16 600 ***36,450**	14 750 **31,550**			*16 500 ***36,450**	13 950 **31,150**	9.28 **30.45**
6.0 m **20.0 ft**	kg **lb**	*30 350 ***64,750**	*30 350 ***64,750**	*22 800 ***49,100**	*22 800 ***49,100**	*19 050 ***41,350**	*19 050 ***41,350**	*16 950 ***36,900**	14 450 **31,100**			*16 150 ***35,650**	12 300 **27,250**	9.95 **32.64**
4.5 m **15.0 ft**	kg **lb**			*25 850 ***55,600**	25 400 **54,850**	*20 600 ***44,550**	18 350 **39,600**	*17 650 ***38,350**	14 050 **30,250**			15 500 **34,200**	11 300 **25,000**	10.35 **33.96**
3.0 m **10.0 ft**	kg **lb**			*28 250 ***60,900**	24 000 **51,800**	*21 950 ***47,550**	17 550 **37,900**	*18 350 ***39,850**	13 600 **29,300**	14 900	10 850	14 850 **32,750**	10 800 **23,850**	10.53 **34.55**
1.5 m **5.0 ft**	kg **lb**			*29 050 ***62,950**	23 250 **50,050**	*22 750 ***49,300**	17 000 **36,650**	18 400 **39,600**	13 250 **28,500**			14 800 **32,550**	10 750 **23,600**	10.49 **34.42**
0 m **0 ft**	kg **lb**			*28 450 ***61,800**	23 000 **49,450**	*22 750 ***49,300**	16 700 **35,950**	18 150 **39,100**	13 000 **28,050**			15 250 **33,550**	11 000 **24,250**	10.22 **33.53**
–1.5 m **–5.0 ft**	kg **lb**	*24 800 ***57,500**	*24 800 ***57,500**	*26 800 ***58,200**	23 000 **49,500**	*21 800 ***47,150**	16 600 **35,800**	*17 750 ***38,200**	13 000 **28,000**			*15 800 ***34,750**	11 800 **26,050**	9.71 **31.86**
–3.0 m **–10.0 ft**	kg **lb**	*28 300 ***61,600**	*28 300 ***61,600**	*23 950 ***51,900**	23 250 **50,050**	*19 600 ***42,200**	16 800 **36,200**					*15 300 ***33,650**	13 400 **29,650**	8.93 **29.30**
–4.5 m **–15.0 ft**	kg **lb**	*22 600 ***48,800**	*22 600 ***48,800**	*19 350 ***41,450**	*19 350 ***41,450**	*15 050 ***31,300**	*15 050 ***31,300**					*14 000 ***30,550**	*14 000 ***30,550**	7.77 **25.49**

* **ISO 10567**

*Indicates that the load is limited by hydraulic lifting capacity rather than tipping load. The above loads are in compliance with hydraulic excavator lift capacity standard ISO 10567:2007. They do not exceed 87% of hydraulic lifting capacity or 75% of tipping load. Weight of all lifting accessories must be deducted from the above lifting capacities. Lifting capacities are based on the machine standing on a firm, uniform supporting surface. The use of a work tool attachment point to handle/lift objects, could affect the machine lift performance.

Lift capacity stays with ±5% for all available track shoes.

Always refer to the appropriate Operation and Maintenance Manual for specific product information.

Mass Excavation Boom Lift Capacities – Counterweight: 11 mt (24,250 lb) – without Bucket

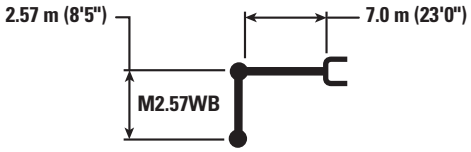

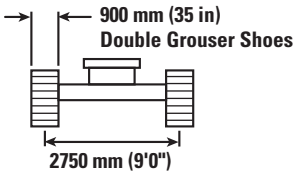

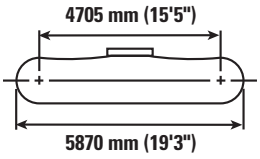

		3.0 m/10.0 ft		4.5 m/15.0 ft		6.0 m/20.0 ft		7.5 m/25.0 ft		9.0 m/30.0 ft				
														m ft
9.0 m **30.0 ft**	kg **lb**											*17 650 ***39,250**	*17 650 ***39,250**	6.82 **22.38**
7.5 m **25.0 ft**	kg **lb**							*18 450 ***40,450**	*18 450 ***40,450**			*16 650 ***36,750**	*16 650 ***36,750**	8.01 **26.28**
6.0 m **20.0 ft**	kg **lb**					*22 050 ***47,750**	*22 050 ***47,750**	*19 100 ***41,600**	*19 100 **41,250**			*16 400 ***36,100**	14 800 **32,850**	8.77 **28.77**
4.5 m **15.0 ft**	kg **lb**					*24 900 ***53,700**	*24 900 ***53,700**	*20 400 ***44,250**	18 450 **39,750**	*18 000 ***39,200**	13 900 **29,800**	*16 700 ***36,750**	13 300 **29,450**	9.23 **30.28**
3.0 m **10.0 ft**	kg **lb**					*27 500 ***59,350**	24 500 **52,800**	*21 750 ***47,100**	17 700 **38,150**	*18 500 ***40,150**	13 500 **29,100**	17 450 **38,450**	12 600 **27,800**	9.43 **30.94**
1.5 m **5.0 ft**	kg **lb**					*28 850 ***62,400**	23 550 **50,700**	*22 600 ***49,000**	17 100 **36,850**	18 400 **39,650**	13 200 **28,450**	17 350 **38,150**	12 450 **27,450**	9.38 **30.77**
0 m **0 ft**	kg **lb**			*28 500 ***66,800**	*28 500 ***66,800**	*28 650 ***62,150**	23 150 **49,800**	*22 650 ***49,050**	16 750 **36,100**	18 250	13 050	18 050 **39,700**	12 900 **28,450**	9.08 **29.79**
–1.5 m **–5.0 ft**	kg **lb**	***58,250**	***58,250**	*33 950 ***73,900**	*33 950 ***73,900**	*27 050 ***58,650**	23 100 **49,700**	*21 450 ***46,350**	16 700 **36,000**			*18 050 ***39,800**	14 150 **31,200**	8.51 **27.92**
–3.0 m **–10.0 ft**	kg **lb**	*33 600 ***73,450**	*33 600 ***73,450**	*29 250 ***63,450**	*29 250 ***63,450**	*23 600 ***50,950**	23 450 **50,450**	*18 000	17 050			*17 600 ***38,650**	16 800 **37,300**	7.59 **24.90**
–4.5 m **–15.0 ft**	kg **lb**			*21 400 ***45,650**	*21 400 ***45,650**	*16 450	*16 450					*15 600 ***33,900**	*15 600 ***33,900**	6.18 **20.28**

* **ISO 10567**

*Indicates that the load is limited by hydraulic lifting capacity rather than tipping load. The above loads are in compliance with hydraulic excavator lift capacity standard ISO 10567:2007. They do not exceed 87% of hydraulic lifting capacity or 75% of tipping load. Weight of all lifting accessories must be deducted from the above lifting capacities. Lifting capacities are based on the machine standing on a firm, uniform supporting surface. The use of a work tool attachment point to handle/lift objects, could affect the machine lift performance.

Lift capacity stays with ±5% for all available track shoes.

Always refer to the appropriate Operation and Maintenance Manual for specific product information.

374F L Hydraulic Excavator Specifications

Reach Boom Lift Capacities – Counterweight: 11 mt (24,250 lb) – without Bucket

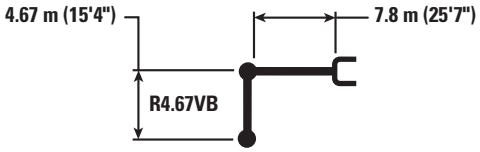

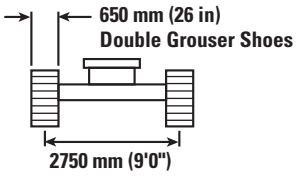

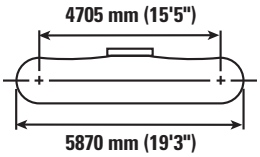

		1.5 m/5.0 ft		3.0 m/10.0 ft		4.5 m/15.0 ft		6.0 m/20.0 ft				
												m **ft**
10.5 m **35.0 ft**	kg **lb**									*11 500 ***25,500**	*11 500 ***25,500**	9.20 **30.18**
9.0 m **30.0 ft**	kg **lb**									*10 850 ***23,950**	*10 850 ***23,950**	10.33 **33.89**
7.5 m **25.0 ft**	kg **lb**									*10 550 ***23,250**	10 300 **22,950**	11.14 **36.55**
6.0 m **20.0 ft**	kg **lb**									*10 500 ***23,100**	9350 **20,650**	11.70 **38.38**
4.5 m **15.0 ft**	kg **lb**					*28 300	*28 300	*21 350 ***46,050**	*21 350 ***46,050**	*10 650 ***23,400**	8700 **19,250**	12.05 **39.53**
3.0 m **10.0 ft**	kg **lb**							*24 700 ***53,250**	*24 700 ***53,250**	*11 000 ***24,200**	8400 **18,450**	12.20 **40.02**
1.5 m **5.0 ft**	kg **lb**							*27 200 ***58,800**	23 350 **50,350**	11 450 **25,250**	8250 **18,200**	12.16 **39.89**
0 m **0 ft**	kg **lb**					*18 350 ***42,350**	*18 350 ***42,350**	*28 450 ***61,550**	22 450 **48,350**	11 650 **25,700**	8400 **18,450**	11.93 **39.14**
–1.5 m **–5.0 ft**	kg **lb**			*13 300 ***29,950**	*13 300 ***29,950**	*24 100 ***55,100**	*24 100 ***55,100**	*28 400 ***61,500**	22 050 **47,400**	12 250 **26,950**	8800 **19,350**	11.51 **37.76**
–3.0 m **–10.0 ft**	kg **lb**	*16 300 ***36,500**	*16 300 ***36,500**	*20 900 ***47,150**	*20 900 ***47,150**	*32 600 ***74,550**	*32 600 ***74,550**	*27 150 ***58,750**	21 950 **47,200**	13 300 **29,400**	9550 **21,100**	10.85 **35.60**
–4.5 m **–15.0 ft**	kg **lb**			*30 100 ***68,150**	*30 100 ***68,150**	*31 250 ***67,550**	*31 250 ***67,550**	*24 600 ***53,100**	22 150 **47,650**	*13 250 ***29,100**	10 900 **24,250**	9.92 **32.54**
–6.0 m **–20.0 ft**	kg **lb**			*32 000 ***68,400**	*32 000 ***68,400**	*25 300 ***54,200**	*25 300 ***54,200**	*20 300 ***43,300**	*20 300 ***43,300**	*12 500 ***27,350**	*12 500 ***27,350**	8.64 **28.35**

* **ISO 10567**

*Indicates that the load is limited by hydraulic lifting capacity rather than tipping load. The above loads are in compliance with hydraulic excavator lift capacity standard ISO 10567:2007. They do not exceed 87% of hydraulic lifting capacity or 75% of tipping load. Weight of all lifting accessories must be deducted from the above lifting capacities. Lifting capacities are based on the machine standing on a firm, uniform supporting surface. The use of a work tool attachment point to handle/lift objects, could affect the machine lift performance.

Lift capacity stays with ±5% for all available track shoes.

Always refer to the appropriate Operation and Maintenance Manual for specific product information.

(continued on next page)

Reach Boom Lift Capacities – Counterweight: 11 mt (24,250 lb) – without Bucket

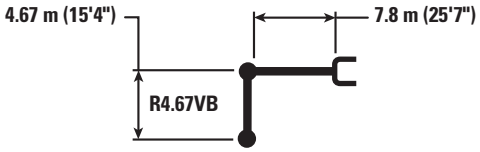

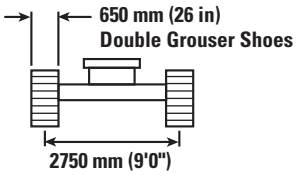

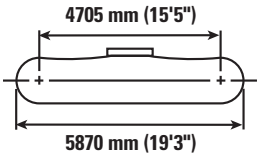

		7.5 m/25.0 ft		9.0 m/30.0 ft		10.5 m/35.0 ft		12.0 m/40.0 ft				
												m ft
10.5 m **35.0 ft**	kg **lb**			*12 450 ****	*12 450 ****					*11 500 ***25,500**	*11 500 ***25,500**	9.20 **30.18**
9.0 m **30.0 ft**	kg **lb**			*13 350 ***29,300**	*13 350 ***29,300**					*10 850 ***23,950**	*10 850 ***23,950**	10.33 **33.89**
7.5 m **25.0 ft**	kg **lb**			*13 650 ***29,850**	*13 650 ***29,850**	*13 150 ***28,250**	11 550 **24,700**			*10 550 ***23,250**	10 300 **22,950**	11.14 **36.55**
6.0 m **20.0 ft**	kg **lb**			*14 450 ***31,400**	*14 450 ***31,400**	*13 450 ***29,400**	11 350 **24,300**			*10 500 ***23,100**	9350 **20,650**	11.70 **38.38**
4.5 m **15.0 ft**	kg **lb**	*17 700 ***38,350**	*17 700 ***38,350**	*15 500 ***33,650**	14 100 **30,350**	*14 000 ***30,500**	11 050 **23,700**	*11 050	8800	*10 650 ***23,400**	8700 **19,250**	12.05 **39.53**
3.0 m **10.0 ft**	kg **lb**	*19 600 ***42,450**	17 750 **38,300**	*16 600 ***36,050**	13 550 **29,150**	*14 650 **31,550**	10 700 **22,950**	11 850 ***24,200**	8600 **18,450**	*11 000 ***24,200**	8400 **18,450**	12.20 **40.02**
1.5 m **5.0 ft**	kg **lb**	*21 200 ***45,900**	16 900 **36,450**	*17 600 ***38,150**	13 000 **28,000**	14 300 **30,800**	10 350 **22,250**	11 700	8450	11 450 **25,250**	8250 **18,200**	12.16 **39.89**
0 m **0 ft**	kg **lb**	*22 200 ***48,000**	16 300 **35,050**	17 600 **37,900**	12 550 **27,050**	14 050 **30,200**	10 100 **21,700**			11 650 **25,700**	8400 **18,450**	11.93 **39.14**
–1.5 m **–5.0 ft**	kg **lb**	*22 350 ***48,400**	15 900 **34,250**	17 350 **37,300**	12 300 **26,500**	13 900 **29,900**	9950 **21,400**			12 250 **26,950**	8800 **19,350**	11.51 **37.76**
–3.0 m **–10.0 ft**	kg **lb**	*21 600 ***46,750**	15 800 **34,000**	17 250 **37,100**	12 200 **26,350**	13 900 **29,950**	9950 **21,450**			13 300 **29,400**	9550 **21,100**	10.85 **35.60**
–4.5 m **–15.0 ft**	kg **lb**	*19 750 ***42,450**	15 900 **34,250**	*15 800 ***33,650**	12 350 **26,650**					*13 250 ***29,100**	10 900 **24,250**	9.92 **32.54**
–6.0 m **–20.0 ft**	kg **lb**	*16 000 ***33,750**	*16 000 ***33,750**							*12 500 ***27,350**	*12 500 ***27,350**	8.64 **28.35**

* **ISO 10567**

*Indicates that the load is limited by hydraulic lifting capacity rather than tipping load. The above loads are in compliance with hydraulic excavator lift capacity standard ISO 10567:2007. They do not exceed 87% of hydraulic lifting capacity or 75% of tipping load. Weight of all lifting accessories must be deducted from the above lifting capacities. Lifting capacities are based on the machine standing on a firm, uniform supporting surface. The use of a work tool attachment point to handle/lift objects, could affect the machine lift performance.

Lift capacity stays with ±5% for all available track shoes.

Always refer to the appropriate Operation and Maintenance Manual for specific product information.

374F L Hydraulic Excavator Specifications

Reach Boom Lift Capacities – Counterweight: 11 mt (24,250 lb) – without Bucket

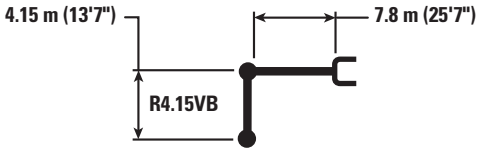

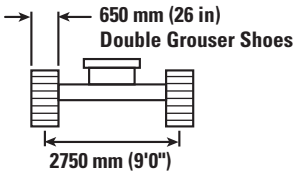

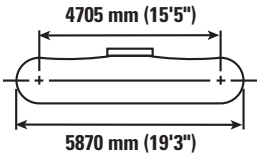

		3.0 m/10.0 ft		4.5 m/15.0 ft		6.0 m/20.0 ft		7.5 m/25.0 ft		9.0 m/30.0 ft		10.5 m/35.0 ft				
																m ft
10.5 m **35.0 ft**	kg **lb**													*13 250 ***29,450**	*13 250 ***29,450**	8.47 **27.79**
9.0 m **30.0 ft**	kg **lb**									*14 300 ***31,500**	*14 300 ***31,500**			*12 450 ***27,600**	*12 450 ***27,600**	9.69 **31.79**
7.5 m **25.0 ft**	kg **lb**									*14 500 ***31,700**	*14 500 ***31,700**	*12 550	11 400	*12 150 ***26,800**	11 300 **25,100**	10.55 **34.61**
6.0 m **20.0 ft**	kg **lb**							*16 900 ***36,650**	*16 900 ***36,650**	*15 200 ***33,100**	14 500 **31,250**	*14 150 ***30,900**	11 250 **24,100**	*12 150 ***26,700**	10 150 **22,450**	11.14 **36.55**
4.5 m **15.0 ft**	kg **lb**			***66,250**	***66,250**	*22 800 ***49,100**	*22 800 ***49,100**	*18 650 ***40,400**	18 550 **39,950**	*16 200 ***35,150**	14 000 **30,150**	*14 600 ***31,800**	11 000 **23,600**	*12 350 ***27,200**	9450 **20,800**	11.50 **37.73**
3.0 m **10.0 ft**	kg **lb**					*25 900 ***55,850**	24 450 **52,700**	*20 450 ***44,200**	17 600 **37,950**	*17 200 ***37,350**	13 450 **29,000**	14 650 **31,500**	10 650 **22,950**	12 450 **27,400**	9050 **19,900**	11.66 **38.25**
1.5 m **5.0 ft**	kg **lb**					*28 000 ***60,550**	23 200 **49,950**	*21 800 ***47,250**	16 850 **36,300**	18 050 **38,850**	13 000 **27,950**	14 350 **30,850**	10 400 **22,350**	12 350 **27,150**	8950 **19,650**	11.62 **38.12**
0 m **0 ft**	kg **lb**			*17 900 ***41,350**	*17 900 ***41,350**	*28 800 ***62,300**	22 450 **48,350**	*22 550 ***48,800**	16 300 **35,100**	17 650 **38,000**	12 650 **27,200**	14 100 **30,400**	10 150 **21,900**	12 600 **27,700**	9100 **20,000**	11.38 **37.33**
–1.5 m **–5.0 ft**	kg **lb**	*14 200 ***32,100**	*14 200 ***32,100**	*25 500 ***58,350**	*25 500 ***58,350**	*28 250 ***61,250**	22 200 **47,700**	*22 400 ***48,550**	16 000 **34,500**	17 450 **37,550**	12 400 **26,750**	14 000 **30,200**	10 050 **21,700**	13 300 **29,250**	9550 **21,050**	10.93 **35.86**
–3.0 m **–10.0 ft**	kg **lb**	*23 400 ***52,850**	*23 400 ***52,850**	*33 800 ***73,350**	*33 800 ***73,350**	*26 550 ***57,550**	22 200 **47,750**	*21 300 ***46,050**	16 000 **34,400**	*17 300 ***37,300**	12 400 **26,750**			*14 250 ***31,400**	10 500 **23,200**	10.24 **33.59**
–4.5 m **–15.0 ft**	kg **lb**	*34 400 ***77,950**	*34 400 ***77,950**	*29 300 ***63,300**	*29 300 ***63,300**	*23 500 ***50,650**	22 500 **48,400**	*18 900 ***40,550**	16 150 **34,900**	*14 750 ***31,000**	12 650 **27,350**			*13 950 ***30,650**	12 200 **27,200**	9.25 **30.35**
–6.0 m **–20.0 ft**	kg **lb**			*22 550 ***48,050**	*22 550 ***48,050**	*18 350 ***38,900**	*18 350 ***38,900**	*14 050 ***29,000**	*14 050 ***29,000**					*12 850 ***28,000**	*12 850 ***28,000**	7.86 **25.79**

* **ISO 10567**

*Indicates that the load is limited by hydraulic lifting capacity rather than tipping load. The above loads are in compliance with hydraulic excavator lift capacity standard ISO 10567:2007. They do not exceed 87% of hydraulic lifting capacity or 75% of tipping load. Weight of all lifting accessories must be deducted from the above lifting capacities. Lifting capacities are based on the machine standing on a firm, uniform supporting surface. The use of a work tool attachment point to handle/lift objects, could affect the machine lift performance.

Lift capacity stays with ±5% for all available track shoes.

Always refer to the appropriate Operation and Maintenance Manual for specific product information.

Reach Boom Lift Capacities – Counterweight: 11 mt (24,250 lb) – without Bucket

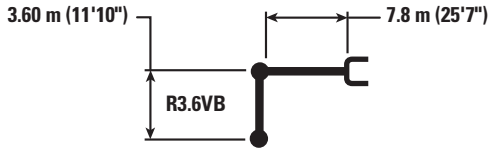

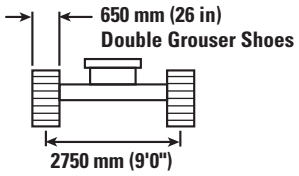

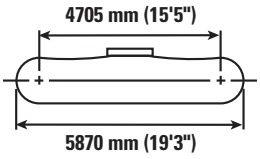

		3.0 m/10.0 ft		4.5 m/15.0 ft		6.0 m/20.0 ft		7.5 m/25.0 ft		9.0 m/30.0 ft		10.5 m/35.0 ft				
																m ft
10.5 m **35.0 ft**	kg **lb**													*15 750 ***35,100**	*15 750 ***35,100**	7.76 **25.46**
9.0 m **30.0 ft**	kg **lb**									*15 300	14 750			*14 750 ***32,600**	14 550 ***32,600**	9.07 **29.76**
7.5 m **25.0 ft**	kg **lb**							*16 500 ***35,950**	*16 500 ***35,950**	*15 350 ***33,550**	14 700 **31,550**			*14 300 ***31,550**	12 250 **27,300**	9.98 **32.74**
6.0 m **20.0 ft**	kg **lb**					*20 950 ***45,200**	*20 950 ***45,200**	*17 850 ***38,650**	*17 850 ***38,650**	*15 950 ***34,700**	14 350 **30,850**	*14 800	11 100	*14 300 ***31,450**	10 900 **24,150**	10.61 **34.81**
4.5 m **15.0 ft**	kg **lb**					*24 150 ***51,950**	*24 150 ***51,950**	*19 500 ***42,250**	18 250 **39,400**	*16 850 ***36,550**	13 850 **29,850**	14 850 **31,950**	10 900 **23,400**	13 800 **30,500**	10 100 **22,300**	10.99 **36.06**
3.0 m **10.0 ft**	kg **lb**					*27 000 ***58,200**	24 000 **51,800**	*21 150 ***45,750**	17 400 **37,550**	*17 750 ***38,500**	13 350 **28,800**	14 600 **31,400**	10 600 **22,850**	13 300 **29,300**	9650 **21,300**	11.15 **36.58**
1.5 m **5.0 ft**	kg **lb**					*28 650 ***61,950**	22 950 **49,450**	*22 300 ***48,300**	16 700 **36,050**	18 000 **38,700**	12 950 **27,900**	14 350 **30,850**	10 400 **22,350**	13 200 **29,050**	9550 **21,050**	11.11 **36.45**
0 m **0 ft**	kg **lb**			***36,750**	***36,750**	*28 850 ***62,550**	22 450 **48,300**	*22 750 ***49,200**	16 300 **35,100**	17 650 **38,000**	12 650 **27,250**	14 150 **30,500**	10 200 **22,000**	13 500 **29,750**	9750 **21,500**	10.86 **35.63**
–1.5 m **–5.0 ft**	kg **lb**			*26 100 ***59,850**	*26 100 ***59,850**	*27 850 ***60,400**	22 300 **47,950**	*22 250 ***48,200**	16 100 **34,650**	17 500 **37,700**	12 500 **26,950**			14 350 **31,650**	10 350 **22,800**	10.39 **34.09**
–3.0 m **–10.0 ft**	kg **lb**	*25 650 ***58,000**	*25 650 ***58,000**	*31 800 ***69,100**	*31 800 ***69,100**	*25 650 ***55,600**	22 400 **48,200**	*20 750 ***44,800**	16 150 **34,750**	*16 700 ***35,800**	12 550 **27,150**			*14 850 ***32,700**	11 500 **25,450**	9.66 **31.69**
–4.5 m **–15.0 ft**	kg **lb**	*31 600 ***68,450**	*31 600 ***68,450**	*26 750 ***57,800**	*26 750 ***57,800**	*22 000 ***47,300**	*22 000 ***47,300**	*17 650 ***37,700**	16 450 **35,450**					*14 250 ***31,350**	13 700 **30,550**	8.60 **28.21**
–6.0 m **–20.0 ft**	kg **lb**					*15 700 ***32,800**	*15 700 ***32,800**							*12 450 ***26,950**	*12 450 ***26,950**	7.07 **23.19**

* **ISO 10567**

*Indicates that the load is limited by hydraulic lifting capacity rather than tipping load. The above loads are in compliance with hydraulic excavator lift capacity standard ISO 10567:2007. They do not exceed 87% of hydraulic lifting capacity or 75% of tipping load. Weight of all lifting accessories must be deducted from the above lifting capacities. Lifting capacities are based on the machine standing on a firm, uniform supporting surface. The use of a work tool attachment point to handle/lift objects, could affect the machine lift performance.

Lift capacity stays with ±5% for all available track shoes.

Always refer to the appropriate Operation and Maintenance Manual for specific product information.

374F L Hydraulic Excavator Specifications

Reach Boom Lift Capacities – Counterweight: 11 mt (24,250 lb) – without Bucket

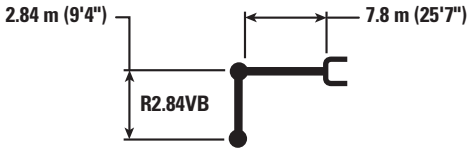

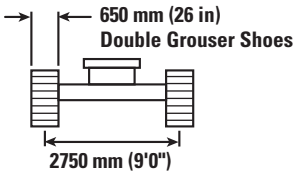

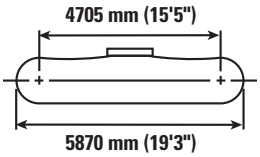

		4.5 m/15.0 ft		6.0 m/20.0 ft		7.5 m/25.0 ft		9.0 m/30.0 ft		10.5 m/35.0 ft				
														m ft
10.5 m **35.0 ft**	kg **lb**											*18 700 ****	*18 700 ****	6.82 **22.37**
9.0 m **30.0 ft**	kg **lb**					*17 450 **38,350**	*17 450 **38,350**					*17 200 **38,100**	16 650 **37,600**	8.28 **27.16**
7.5 m **25.0 ft**	kg **lb**					*17 850 **38,950**	*17 850 **38,950**	*16 600 **36,450**	14 400 **30,850**			*16 500 **36,450**	13 650 **30,450**	9.28 **30.45**
6.0 m **20.0 ft**	kg **lb**	*30 350 **64,750**	*30 350 **64,750**	*22 800 **49,100**	*22 800 **49,100**	*19 050 **41,350**	18 800 **40,500**	*16 950 **36,900**	14 150 **30,400**			*16 150 **35,650**	12 000 **26,600**	9.95 **32.64**
4.5 m **15.0 ft**	kg **lb**			*25 850 **55,600**	24 850 **53,650**	*20 600 **44,550**	17 950 **38,700**	*17 650 **38,350**	13 700 **29,500**			15 100 **33,350**	11 050 **24,400**	10.35 **33.96**
3.0 m **10.0 ft**	kg **lb**			*28 250 **60,900**	23 450 **50,600**	*21 950 **47,550**	17 150 **37,000**	18 350 **39,450**	13 250 **28,600**	14 550	10 600	14 500 **31,950**	10 550 **23,250**	10.53 **34.55**
1.5 m **5.0 ft**	kg **lb**			*29 050 **62,950**	22 700 **48,850**	*22 750 **49,300**	16 600 **35,750**	17 950 **38,650**	12 900 **27,800**			14 400 **31,750**	10 450 **23,000**	10.49 **34.41**
0 m **0 ft**	kg **lb**			*28 450 **61,800**	22 400 **48,250**	*22 750 **49,300**	16 250 **35,050**	17 700 **38,150**	12 700 **27,350**			14 850 **32,700**	10 750 **23,650**	10.22 **33.53**
–1.5 m **–5.0 ft**	kg **lb**	*24 800 **57,500**	*24 800 **57,500**	*26 800 **58,200**	22 450 **48,250**	*21 800 **47,150**	16 200 **34,900**	17 650 **38,100**	12 650 **27,300**			*15 800 **34,750**	11 500 **25,400**	9.71 **31.86**
–3.0 m **–10.0 ft**	kg **lb**	*28 300 **61,600**	*28 300 **61,600**	*23 950 **51,900**	22 700 **48,850**	*19 600 **42,200**	16 350 **35,300**					*15 300 **33,650**	13 050 **28,900**	8.93 **29.30**
–4.5 m **–15.0 ft**	kg **lb**	*22 600 **48,800**	*22 600 **48,800**	*19 350 **41,450**	*19 350 **41,450**	*15 050 **31,300**	*15 050 **31,300**					*14 000 **30,550**	*14 000 **30,550**	7.77 **25.49**

* **ISO 10567**

*Indicates that the load is limited by hydraulic lifting capacity rather than tipping load. The above loads are in compliance with hydraulic excavator lift capacity standard ISO 10567:2007. They do not exceed 87% of hydraulic lifting capacity or 75% of tipping load. Weight of all lifting accessories must be deducted from the above lifting capacities. Lifting capacities are based on the machine standing on a firm, uniform supporting surface. The use of a work tool attachment point to handle/lift objects, could affect the machine lift performance.

Lift capacity stays with ±5% for all available track shoes.

Always refer to the appropriate Operation and Maintenance Manual for specific product information.

Mass Excavation Boom Lift Capacities – Counterweight: 11 mt (24,250 lb) – without Bucket

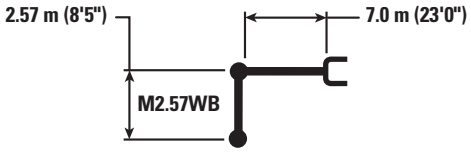

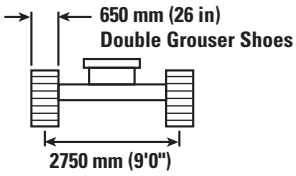

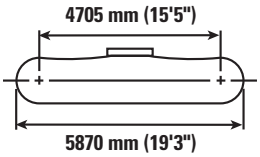

		3.0 m/10.0 ft		4.5 m/15.0 ft		6.0 m/20.0 ft		7.5 m/25.0 ft		9.0 m/30.0 ft				
														m ft
9.0 m **30.0 ft**	kg **lb**											*17 650 ***39,250**	*17 650 ***39,250**	6.82 **22.37**
7.5 m **25.0 ft**	kg **lb**							*18 450 ***40,450**	*18 450 ***40,450**			*16 650 ***36,750**	*16 650 ***36,750**	8.01 **26.28**
6.0 m **20.0 ft**	kg **lb**					*22 050 ***47,750**	*22 050 ***47,750**	*19 100 ***41,600**	18 750 **40,400**			*16 400 ***36,100**	14 450 **32,100**	8.77 **28.77**
4.5 m **15.0 ft**	kg **lb**					*24 900 ***53,700**	*24 900 ***53,700**	*20 400 ***44,250**	18 050 **38,850**	*18 000 ***39,200**	13 550 **29,100**	*16 700 ***36,750**	13 000 **28,750**	9.23 **30.28**
3.0 m **10.0 ft**	kg **lb**					*27 500 ***59,350**	23 900 **51,600**	*21 750 ***47,100**	17 300 **37,250**	18 300 **39,350**	13 200 **28,400**	17 000 **37,550**	12 300 **27,100**	9.43 **30.94**
1.5 m **5.0 ft**	kg **lb**					*28 850 ***62,400**	23 000 **49,500**	*22 600 ***49,000**	16 700 **35,950**	17 950 **38,650**	12 900 **27,750**	16 900 **37,250**	12 150 **26,750**	9.38 **30.77**
0 m **0 ft**	kg **lb**			*28 500 ***66,800**	*28 500 ***66,800**	*28 650 ***62,150**	22 600 **48,550**	*22 650 ***49,050**	16 350 **35,200**	17 800	12 750	17 600 **38,750**	12 600 **27,700**	9.08 **29.79**
–1.5 m **–5.0 ft**	kg **lb**	*58,250	*58,250	*33 950 ***73,900**	*33 950 ***73,900**	*27 050 ***58,650**	22 550 **48,500**	*21 450 ***46,350**	16 300 **35,150**			*18 050 ***39,800**	13 800 **30,450**	8.51 **27.92**
–3.0 m **–10.0 ft**	kg **lb**	*33 600 ***73,450**	*33 600 ***73,450**	*29 250 ***63,450**	*29 250 ***63,450**	*23 600 ***50,950**	22 900 **49,250**	*18 000	16 650			*17 600 ***38,650**	16 400 **36,400**	7.59 **24.90**
–4.5 m **–15.0 ft**	kg **lb**			*21 400 ***45,650**	*21 400 ***45,650**	*16 450	*16 450					*15 600 ***33,900**	*15 600 ***33,900**	6.18 **20.27**

* ISO 10567

*Indicates that the load is limited by hydraulic lifting capacity rather than tipping load. The above loads are in compliance with hydraulic excavator lift capacity standard ISO 10567:2007. They do not exceed 87% of hydraulic lifting capacity or 75% of tipping load. Weight of all lifting accessories must be deducted from the above lifting capacities. Lifting capacities are based on the machine standing on a firm, uniform supporting surface. The use of a work tool attachment point to handle/lift objects, could affect the machine lift performance.

Lift capacity stays with ±5% for all available track shoes.

Always refer to the appropriate Operation and Maintenance Manual for specific product information.

Work Tool Offering Guide*

Boom Type	Reach Boom				Mass Boom
Stick Size	**R4.67VB (15'4")**	**R4.15VB (13'7")**	**R3.60VB (11'10")**	**R2.84VB (9'4")**	**M2.57WB (8'5")**
Hydraulic Hammer	H160E s H180E s	H160E s H180E s	H160E s H180E s	H160E s H180E s	H160E s H180E s
Multi Processor	MP40 CC Jaw MP40 CR Jaw MP40 PS Jaw MP40 S Jaw	MP40 CC Jaw MP40 CR Jaw MP40 PS Jaw MP40 S Jaw	MP40 CC Jaw MP40 CR Jaw MP40 PS Jaw MP40 S Jaw	MP40 CC Jaw MP40 CR Jaw MP40 PS Jaw MP40 S Jaw	MP40 CC Jaw MP40 CR Jaw MP40 PS Jaw MP40 S Jaw
Crusher	P360	P360	P360	P360	P360
Mobile Scrap and Demolition Shear	S365C S385C	S365C S385C	S365C S385C	S365C S385C	S365C S385C
Orange Peel Grapple	These work tools are available for the 374F L. Consult your Cat dealer for proper match.				
Clamshell					
Rippers					
Center-Lock™ Pin Grabber Coupler					
Dedicated Quick Coupler					

*Matches are dependent on excavator configurations. Consult your Cat dealer for proper work tool match.

Bucket Specifications and Compatibility

		Width		Capacity		Weight		Fill	Reach Boom			Mass Boom	Reach Boom				Mass Boom
									650 mm (26 in) Double Grouser				900 mm (35 in) Double Grouser				
	Linkage	mm	in	m³	yd³	kg	lb	%	R2.84 m (9'4")	R3.60 m (11'10")	R4.67 m (15'4")	M2.57 m (8'5")	R2.84 m (9'4")	R3.60 m (11'10")	R4.15 m (13'7")	R4.67 m (15'4")	M2.57 m (8'5")
Without Quick Coupler																	
Cat General Duty (GD)	VB2	1525	60	2.90	3.90	3205	7,064	100	●	●	◉		●	●	●	◉	
	VB2	1900	75	3.80	5.00	3622	7,982	100	◉	⊖	○		●	◉	⊖	○	
	VB2	1900	75	3.80	5.00	3720	8,198	100	◉	⊖	○		●	◉	⊖	○	
	WB2	2000	79	4.60	6.00	4016	8,851	100				●					●
	WB2	2100	83	5.00	6.50	4167	9,184	100				◉					◉
Cat General Duty XL (GDXL)	VB2	2000	79	4.60	6.00	4077	8,986	100	⊖	○	◇		⊖	○	○	◇	
Heavy Duty (HD)	VB2	1220	48	2.20	2.90	2892	6,373	100	●	●	●		●	●	●	●	
	VB2	1700	66	3.30	4.30	3529	7,778	100	●	◉	⊖		●	●	◉	⊖	
	VB2	1900	75	3.80	5.00	3881	8,553	100	◉	⊖	○		◉	⊖	⊖	○	
	VB2	1900	75	3.80	5.00	3782	8,336	100	◉	⊖	○		◉	⊖	⊖	○	
	WB2	2100	83	5.00	6.50	4345	9,576	100				◉					◉
	WB2	2250	89	5.30	7.00	4591	10,119	100				⊖					◉
Severe Duty (SD)	VB2	1100	43	1.90	2.50	2840	6,259	90	●	●	●		●	●	●	●	
	VB2	1525	60	2.90	3.90	3453	7,610	90	●	●	◉		●	●	●	◉	
	VB2	1700	66	3.30	4.30	3653	8,051	90	●	●	⊖		●	●	◉	⊖	
	VB2	1900	75	3.80	5.00	4016	8,851	90	●	◉	○		●	◉	⊖	○	
	WB2	1800	71	3.70	4.80	4667	10,286	90				●					●
	WB2	1900	75	4.00	5.25	4825	10,634	90				●					●
	WB2	2000	79	4.40	5.75	4982	10,980	90				●					●
	WB2	2100	83	4.60	6.00	5141	11,331	90				●					●
	WB2	2200	87	4.60	6.00	5227	11,523	90				●					●
	WB2	2200	87	5.00	6.50	5341	11,772	90				◉					◉
Extreme Duty (XD)	VB2	1900	75	3.80	5.00	4806	10,592	90	◉	⊖	◇		◉	⊖	○	◇	
	WB2	1900	75	4.00	5.25	5587	12,317	90				●					●
	WB2	2000	79	4.40	5.75	5785	12,750	90				◉					●
	WB2	2100	83	4.40	5.75	5866	12,932	90				◉					●
	WB2	2150	86	4.60	6.00	5982	13,188	90				◉					◉
	WB2	2200	87	5.00	6.50	6171	13,605	90				⊖					◉
Extreme Duty Granite (XDG)	WB2	2000	79	4.37	5.75	5992	13,206	90				◉					●
	WB2	2100	83	4.64	6.00	6224	13,718	90				◉					◉
Maximum load pin-on (payload + bucket)								kg	11 041	9978	8374	13 595	11 349	10 264	9448	8627	13 966
								lb	24,334	21,992	18,456	29,963	25,013	22,622	20,823	19,014	30,781
With Quick Coupler (CW-70)																	
Cat General Duty (GD)	VB2	1900	75	3.80	5.00	3668	8,084	100	⊖	○	X		⊖	○	◇	◇	
Severe Duty (SD)	WB2	1900	75	4.00	5.25	4802	10,584	90				◉					●
	WB2	2000	79	4.40	5.75	4959	10,930	90				◉					◉
Extreme Duty (XD)	WB2	2000	79	4.40	5.75	5797	12,777	90									⊖
Maximum load pin-on (payload + bucket)								kg	9721	8658	7054	12 275	10 029	8944	8128	7307	12 646
								lb	21,425	19,082	15,547	27,054	22,104	19,713	17,914	16,105	27,872

The above loads are in compliance with hydraulic excavator standard EN474, they do not exceed 87% of hydraulic lifting capacity or 75% of tipping capacity with front linkage fully extended at ground line with bucket curled.

Capacity based on ISO 7451.

Bucket weight with long tips.

Maximum Material Density:

- ● 2100 kg/m³ (3,500 lb/yd³)
- ◉ 1800 kg/m³ (3,000 lb/yd³)
- ⊖ 1500 kg/m³ (2,500 lb/yd³)
- ○ 1200 kg/m³ (2,000 lb/yd³)
- ◇ 900 kg/m³ (1,500 lb/yd³)
- X Not Recommended

Caterpillar recommends using appropriate work tools to maximize the value customers receive from our products. Use of work tools, including buckets, which are outside of Caterpillar's recommendations or specifications for weight, dimensions, flows, pressures, etc. may result in less-than-optimal performance, including but not limited to reductions in production, stability, reliability, and component durability. Improper use of a work tool resulting in sweeping, prying, twisting and/or catching of heavy loads will reduce the life of the boom and stick.

374F L Standard Equipment

Standard Equipment

Standard equipment may vary. Consult your Cat dealer for details.

MACHINE

- C15 ACERT diesel engine meets U.S. EPA Tier 4 Final, EU Stage IV and Korea Tier 4 emission standards
- 2300 m (7,500 ft) altitude capability with no derate
- 80 amp alternator
- Eco mode
- Lift mode
- Main control valve with ACS
- Hydraulic main pump (2 pump)
- Three SBS radiators for easy cleaning
- Automatic engine speed control
- Water separator in fuel line including water level sensor and indicator
- Four micron fuel filter
- Electrical priming pump with switch
- Electrical connector for a beacon – requires additional hardware
- Bio fuel capability (up to B20)
- Regeneration circuit for boom and stick
- Two speed travel
- Circuit breaker
- Right-side light
- Cab skirt light
- Platform light
- Door locks and cap locks
- Signaling/warning horn
- Mirrors, rearview (frame – right, cab – left)
- Steel wall between engine and pump compartment
- Cat data link with capability of using E.T.
- Boom drift reducing valve
- Stick drift reducing valve
- Reverse swing damping valve
- Automatic swing parking brake
- Counterweight with lifting eyes
- Secondary engine shutoff switch
- Product Link standard
- High-performance hydraulic return filter
- Provision for Cat Grade Control, depth and slope – base machine (2D)
- Reversing cooling fan
- Cat walk
- Air cleaner
- Battery
- Travel Alarm

CAB

- Rearview camera
- Bolt-on FOGS capability
- Sliding upper door window
- Safety hammer for breaking glass
- 70/30 front window split
- Removable lower windshield with in-cab storage bracket
- Openable skylight
- Interior lighting
- Coat hook
- Beverage holder
- Literature holder
- Utility space for magazine
- Radio mounting
- Two stereo speakers
- Storage compartment suitable for lunch box
- Language display – full graphic, video ready
- Warning information, filter/fluid change information, working hour information
- Machine condition, error code and tool mode setting information
- Start-up level check for hydraulic oil, engine oil and engine coolant
- Full time clock on monitor
- Height-adjustable armrest
- Height-adjustable consoles
- Neutral lever (lock out) for all controls
- Travel control pedals with removable hand levers
- Power supply 12V with 2 sockets, 1 × 10A converter
- Pressurized operator station
- Gain/response map selection
- Cat one key security system

UNDERCARRIAGE

- Track rollers, single flange type
- Towing eye on base frame
- Heavy-duty track roller
- Track motor guards

Optional Equipment

Optional equipment may vary. Consult your Cat dealer for details.

FRONT LINKAGE

- Booms
  - Mass excavation 7.0 m (23'0") with two working lights
  - Reach 7.8 m (25'7") with two working lights
- Sticks
  - M2.57WB (8'5") for mass excavation boom
  - R2.84VB (9'4") for reach boom
  - R3.6VB (11'10") for reach boom
  - R4.15VB (13'7") for reach boom
  - R4.67VB (15'4") for reach boom
- Bucket linkages
  - VB2-family (with/without lifting eye)
  - WB2-family (with/without lifting eye)
- Buckets
  - Tips, sidecutters and edge protectors
- CW dedicated quick couplers

TRACK

- Double grouser 650 mm (26 in)
- Double grouser 750 mm (30 in)
- Double grouser 900 mm (35 in)

GUARDS

- FOGS (Falling Object Guard System) including overhead and windshield guards
- Track guiding guards
  - Full length
  - Center section
  - Three piece for long undercarriage
- Vandal guards for windshield

AUXILIARY CONTROLS AND LINES

- Single action – one-way high pressure for hammer application
- Quick coupler circuit
- Quick coupler lines for booms
- Quick coupler lines for sticks
- Auxiliary boom lines
  - High pressure for reach and mass excavation booms
  - Medium pressure for reach and mass excavation booms
- Auxiliary stick lines
  - High pressure for reach and mass excavation sticks
  - Medium pressure for reach and mass excavation sticks

MISCELLANEOUS OPTIONS

- Adjustable high-back heated seat with mechanical suspension
- Adjustable high-back seat with air suspension and heater
- Boom lowering control device
- Counterweight removal system
- Cold weather package with additional battery, ether aid, jump start and engine block heater
- Stick lowering control device
- Straight travel pedal
- Cab front rain protector
- Sunscreen
- HID boom lights
- HID cab lights with time delay
- AM/FM radio mounted in right-hand console with antenna and two speakers
- Fast fill fuel system
- Quick fill and drains for engine oil and hydraulic oil
- Cat Grade Control

- NOTE: Not all features are available in all regions. See your Cat dealer for more information.

For more complete information on Cat products, dealer services, and industry solutions, visit us on the web at **www.cat.com**

AEHQ7252-02 (05-2016)
Replaces AEHQ7252-01

© 2016 Caterpillar
All rights reserved

Materials and specifications are subject to change without notice. Featured machines in photos may include additional equipment. See your Cat dealer for available options.

CAT, CATERPILLAR, SAFETY.CAT.COM, their respective logos, “Caterpillar Yellow” and the “Power Edge” trade dress, as well as corporate and product identity used herein, are trademarks of Caterpillar and may not be used without permission.

VisionLink is a trademark of Trimble Navigation Limited, registered in the United States and in other countries.